

MARINE CORPS INSTALLATIONS EAST



ECONOMIC IMPACT 2023



Marine Corps Installations East – Marine Corps Base Camp Lejeune

Mission

Marine Corps Installations East – Marine Corps Base, Camp Lejeune (MCIEAST-MCB CAMLEJ) commands and controls assigned Marine Corps Installations to support the operating forces, tenant commands, military personnel, and families. MCIEAST also operates a training base that promotes the combat readiness of the operating forces and missions of other tenant commands by providing training venues, facilities, services, and support in order to be responsive to the needs of Marines, Sailors, and their families.

Vision

MCIEAST will provide the operating forces and tenant commands with continuous, effective service and support to meet present and future joint and expeditionary warfare requirements.


Message from the Commander

In 2019, the 37th Commandant of the Marine Corps introduced the framework for a Force Design modernization of the Marine Corps to meet the threats of the modern battlefield. As a result of these efforts, the Marine Corps will be appropriately sized and equipped to continue to serve as the nation's premier crisis response force around the globe. Marine Corps Installations East (MCIEAST) continues its vital role to prepare and support II Marine Expeditionary Force's ability to project combat power at a time and place of their choosing. With installations located in North Carolina, South Carolina, Georgia and Florida, the geography that comprises MCIEAST offers a unique combination of ocean, littoral, inland riverine, and airspace training areas essential to meet our national defense strategy. Since the 1940s, and into the future, the Marine Corps remains committed to supporting and partnering with local communities surrounding installations in the southeast to foster a robust and growing economy, scaled to sustain and adapt to military mission requirements throughout the region.

The MCIEAST region contributes billions of dollars to state and local economies through the operation and development of its installations. The Marine Corps remains a significant business enterprise and employer throughout the region by employing thousands of personnel across a wide range of sectors and funding dozens of military construction projects and defense contracts. It is our intent with the 2023 Economic Impact Brochure to demonstrate how MCIEAST contributes to state and local economies.

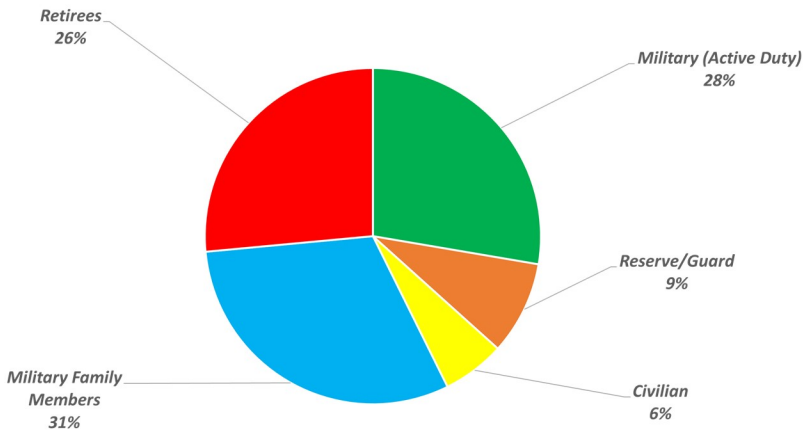
As Federal, state, and local budgets continue to change, MCIEAST's dedication and commitment to local communities becomes even more critical and vital to economic growth. In the face of demographic changes that are taking place across the Southeast, MCIEAST's ability to sustain its mission in North Carolina, South Carolina, Georgia and Florida depends on the continued support and cooperation of its friends and neighbors in surrounding communities. Partnerships with local communities and state governments have proven vital for sustaining and growing the military mission in the southeast. We are committed to maintaining these positive relationships which continue to provide both the Marine Corps and surrounding communities' mutual success.

The Marine Corps approach to Force Design and supporting the National Defense Strategy reflects a comprehensive and iterative change, ensuring the Marine Corps remains agile, technologically advanced, and strategically aligned for the challenges of tomorrow's battlefield. These changes are mostly transparent to our community partners, however training intensity and holistic use of available ranges, airspace, and sea-space associated with our installations are key enablers to our future success. Our community partners are critical role players in support of our bases, warfighters and their families and I sincerely thank you for being a part of this effort.

Semper Fidelis

R. J. RIZZO, JR.
Colonel, U.S. Marine Corps



Total Population		262,528
Military (Active Duty)		71,300
Marine Corps	67,077	
Navy	3,831	
Army	24	
Air Force	57	
Coast Guard	311	
Reserve/Guard		20,861
USCG Reserve		75
Civilian		15,504
Appropriated	9,885	
Non-Appropriated (NAF)	5,619	
Permanent Contractors		18,817
Military Family Members		79,426
Retirees		68,207
Military	40,375	
Civilian	27,832	



Total Economic Impact

\$9,967,293,781

Salaries	\$6,048,973,582
-----------------	------------------------

Construction	\$793,224,525
---------------------	----------------------

Materials, Supplies, and Services	\$2,255,768,172
--	------------------------

Healthcare	\$294,823,872
-------------------	----------------------

Concessions	\$443,640,184
--------------------	----------------------

Miscellaneous	\$83,880,528
----------------------	---------------------

Contributions	\$46,982,918
----------------------	---------------------

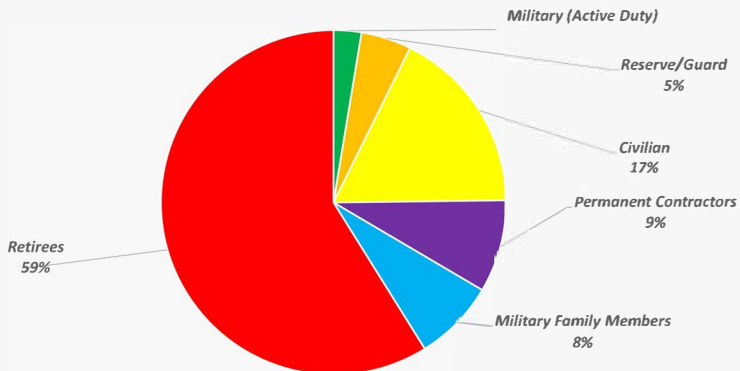




Marine Corps Logistics Base Albany

Commanding Officer: Colonel Matthew J. McKinney

Total Population		13,128
Military (Active Duty)		351
Marine Corps	323	
Navy	25	
Army	3	
Air Force	0	
Coast Guard	0	
Reserve/Guard		633
Civilian		2,042
Appropriated	1921	
Non-Appropriated (NAF)	121	
Permanent Contractors		1,165
Military Family Members		1,029
Retirees		7,908
Military	3,511	
Civilian	4,397	



Total Economic Impact

\$1,258,755,759

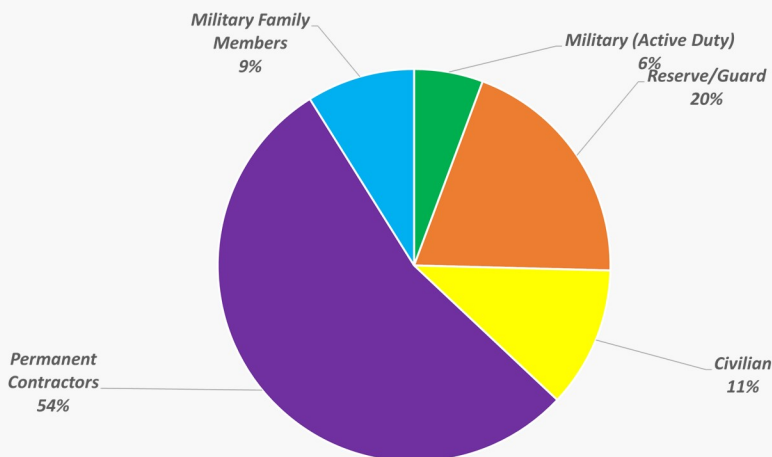
Salaries	\$484,135,402
Military (Active Duty)	\$25,252,893
Civilian (Appropriated Funds)	\$225,852,117
Civilian (Non-Appropriated Funds)	\$12,983,222
Military Retirees	\$90,382,598
Civilian Retirees	\$129,664,572
Construction	\$25,795,738
Military Construction	\$7,320,000
Facilities Sustainment, Restoration, and Modernization (MIR1/M2R2)	\$12,825,798
Land and Structures (OC 320)	\$5,649,940
Materials, Supplies, and Services	\$668,871,206
Purchasing & Contracting	\$449,857,190
Supplies and Materials	\$151,057,657
Utilities	\$10,901,160
Equipment	\$47,444,075
Non-Appropriated Funds	\$9,611,124
Miscellaneous	\$79,953,413
Local Healthcare	\$25,414,954
Travel & Transportation	\$5,651,463
Transportation of Things	\$11,378,378
Contributions	\$30,809
Concessions Revenue	\$37,477,809



Marine Corps Support Facility Blount Island

Commanding Officer: Colonel Luke T. Watson

Total Population		1,673
Military (Active Duty)		95
Marine Corps	84	
Navy	11	
Army	0	
Air Force	0	
Coast Guard	0	
Reserve Guard		330
Civilian		194
Appropriated	194	
Non-Appropriated (NAF)	0	
Permanent Contractors		905
Military Family Members		149



Total Economic Impact

\$188,489,173

Salaries	\$32,586,158
Military (Active Duty)	\$9,517,929
BICOMMAND	\$8,598,615
Other Tenant	\$919,314
Civilian (Appropriated Funds)	\$23,068,229
Construction	\$36,863,911
Military Construction	\$16,260,000
Facilities Sustainment, Restoration, and Modernization (M1R1/M2R2)	\$20,179,120
Land and Structures (OC 320)	\$424,791
Materials, Supplies, and Services	\$116,752,061
Purchasing & Contracting	\$99,267,524
Supplies and Materials	\$15,908,428
Utilities	\$1,351,111
Equipment	\$224,998
Miscellaneous	\$2,287,043
Travel & Transportation	\$2,231,123
Transportation of Things	\$55,421
Rental Payments	\$499



The State of North Carolina

Marine Corps Base Camp Lejeune

Marine Corps Air Station New River

Marine Corps Air Station Cherry Point

Total Population 170,496

Military (Active Duty) 60,044

Marine Corps 42,680

Navy 3,696

Army 22

Air Force 57

Coast Guard 363

Reserve/Guard 13,153

USCG Reserve 73

Civilian 11,312

Appropriated 8,543

Non-Appropriated (NAF) 2,769

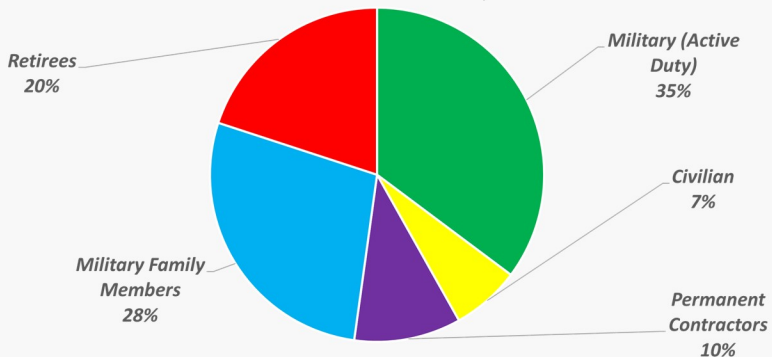
Permanent Contractors 17,627

Military Family Members 47,467

Retirees 34,046

Military 21,481

Civilian 12,565



Total Economic Impact

\$6,715,734,930

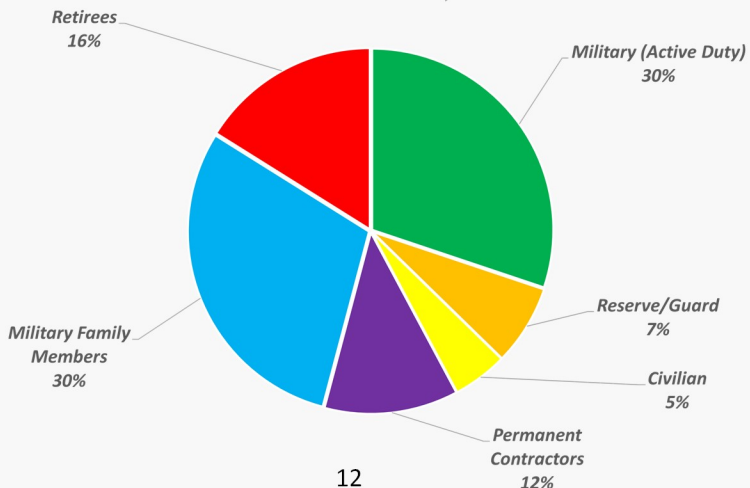
Salaries	\$4,133,468,777
Military (Active Duty)	\$1,890,707,456
Civilian (Appropriated Funds)	\$896,834,970
Civilian (Non-Appropriated)	\$129,751,440
Military Retirees	\$748,991,403
Civilian Retirees	\$467,183,508
Construction	\$637,313,253
Military Construction	\$354,963,000
Facilities Sustainment, Restoration and Modernization (MIR1/	\$266,499,942
Land and Structures	\$15,850,311
Materials, Supplies, and Services	\$1,327,179,331
Purchasing & Contracting	\$347,244,800
Supplies and Materials	\$608,371,407
Utilities	\$33,297,625
Equipment	\$66,586,898
Non-Appropriated Funds	\$271,678,601
Miscellaneous	\$614,773,569
Local Healthcare	\$211,311,735
Travel & Transportation	\$40,906,579
Transportation of Things	\$20,725,744
Contributions	\$16,071,204
Concession Revenue	\$325,758,307



Marine Corps Base Camp Lejeune

Commander: Colonel Ralph Rizzo Jr.

		116,782
Total Population		
Military (Active Duty)		35,186
Marine Corps	31,657	
Navy	3,203	
Army	17	
Coast Guard	309	
Reserve/Guard		8,349
USCG Reserve		73
Civilian		5,704
Appropriated	3,559	
Non-Appropriated (NAF)	2,145	
Permanent Contractors		13,927
Military Family Members		34,746
Retirees		18,797
Military	13,093	
Civilian	5,704	



Total Economic Impact

\$3,592,157,722

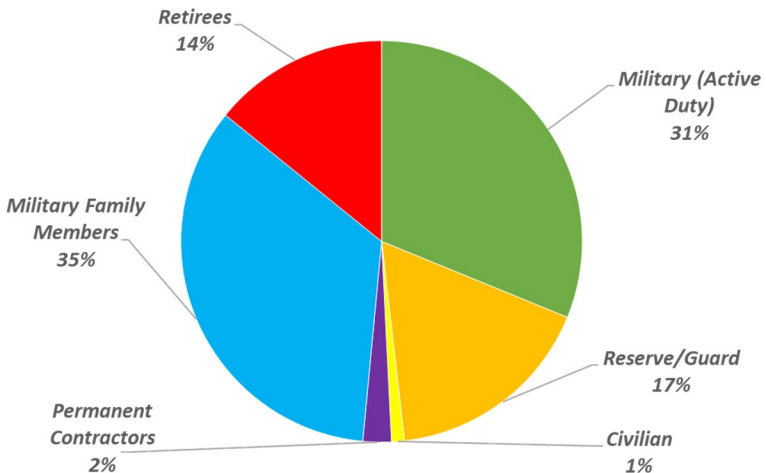
Salaries	\$2,484,162,120
Military (Active Duty)	\$1,431,007,135
Civilian (Appropriated Funds)	\$308,038,468
Civilian (Non-Appropriated Funds)	\$91,371,884
Military Retirees	\$439,022,557
Civilian Retirees	\$214,722,076
 Construction	 \$367,978,711
Military Construction	\$207,773,000
Facilities Sustainment, Restoration, and Modernization (MIR1/M2R2)	\$151,434,743
Land and Structures	\$8,770,968
 Materials, Supplies, and Services	 \$403,042,550
Purchasing & Contracting	\$173,480,456
Supplies and Materials	\$7,121,824
Utilities	\$7,368,466
Equipment	\$26,611,900
Non-Appropriated Funds	\$188,459,904
 Miscellaneous	 \$336,974,341
Local Healthcare	\$84,641,863
Travel & Transportation	\$587,278
Transportation of Things	\$536,542
Contributions	\$11,155,953
Concession Revenue	\$240,052,705



Marine Corps Air Station New River

Commanding Officer: Colonel Garth W. Burnett

Total Population		17,985
Military (Active Duty)		5,607
Marine Corps	5,354	
Navy	197	
Air Force	56	
Reserve/Guard		3,058
Civilian		186
Appropriated	103	
Non-Appropriated (NAF)	83	
Permanent Contractors		411
Military Family Members		6,174
Retirees		2,549
Military	2,312	
Civilian	237	



Total Economic Impact

\$479,827,165

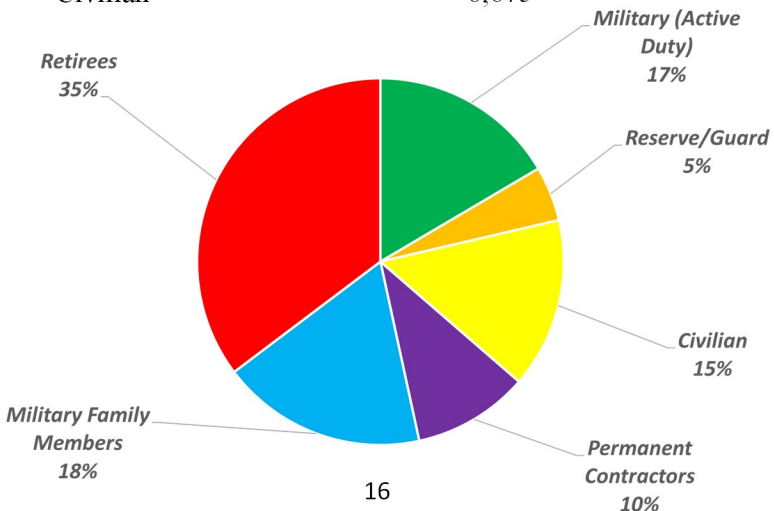
Salaries	\$361,263,288
Military (Active Duty)	\$254,263,725
Civilian (Appropriated Funds)	\$15,665,823
Civilian (Non-Appropriated Funds)	\$11,569,056
Military Retirees	\$71,468,788
Civilian Retirees	\$8,295,896
Construction	\$22,999,876
Military Construction	\$0.00
Facilities Sustainment, Restoration, and Modernization (M1R1/M2R2)	\$22,999,876
Materials, Supplies, and Services	\$24,743,865
Purchasing & Contracting	\$1,577,3698
Supplies and Materials	\$928,029
Utilities	\$63,330
Equipment	\$251,601
Non-Appropriated Funds	\$18,151,992
Miscellaneous	\$60,353,750
Local Healthcare	\$18,921,466
Travel & Transportation	\$134,919
Transportation of Things	\$1,383
Contributions	\$1,792,089
Concessionaire Revenue	\$39,093,587



Marine Corps Air Station Cherry Point

Commanding Officer: Colonel Brendan C. Burks

Total Population		36,139
Military (Active Duty)		5,973
Marine Corps	5,669	
Navy	296	
Army	5	
Air Force/Coast Guard	1/2	
Reserve/Guard		1,746
Civilian		5,422
Appropriated	4,881	
Non-Appropriated (NAF)	541	
Permanent Contractors		3,700
Military Family Members		6,547
Retirees		12,751
Military	6,076	
Civilian	6,675	



Total Economic Impact

\$2,643,750,043

Salaries	\$1,288,043,369
Military (Active Duty)	\$205,436,596
Civilian (Appropriated Funds)	\$573,130,679
Military Retirees	\$238,500,058
Civilian Retirees	\$244,165,536
NAF Civilian Payroll	\$26,810,500
 Construction	 \$249,334,666
Military Construction	\$147,190,000
Facilities Sustainment, Restoration, and Modernization (M1R1/M2R2)	\$92,065,323
Land and Structures (OC 320)	\$7,079,343
 Materials, Supplies, and Services	 \$890,718,619
Purchasing & Contracting	\$172,186,975
Supplies and Materials	\$600,321,554
Utilities	\$25,865,829
Equipment	\$39,723,397
Non-Appropriated Funds	\$52,620,864
 Miscellaneous	 \$215,653,389
Local Healthcare	\$105,546,011
Travel & Transportation	\$40,184,382
Transportation of Things	\$20,187,819
Contributions	\$3,123,162
Concessionaire Revenue	\$46,612,015

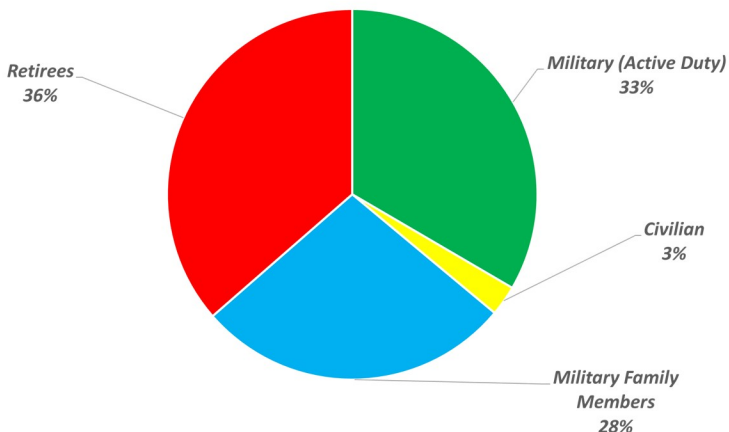


The State of South Carolina

Marine Corps Air Station Beaufort

Marine Corps Recruit Depot Parris Island

Total Population		81,687
Military (Active Duty)		24,091
Marine Corps	23,990	
Navy	99	
Army	2	
Air Force	0	
Coast Guard	0	
		9,269
Reserve/Guard		
Civilian		1,902
Appropriated	948	
Non-Appropriated (NAF)	954	
		325
Permanent Contractors		
Military Family Members		19,847
Retirees		26,253
Military	15,383	
Civilian	10,870	



Total Economic Impact

\$1,804,313,921

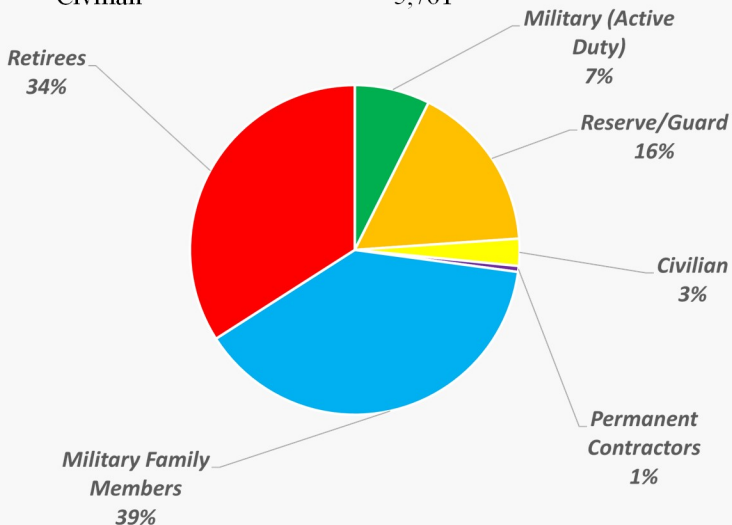
Salaries	\$1,398,783,245
Military (Active Duty)	\$389,121,701
Civilian (Appropriated Funds)	\$79,554,265
Civilian (Non-Appropriated)	\$32,357,246
Military Retirees	\$488,383,930
Civilian Retirees	\$409,366,103
Construction	\$76,095,369
Military Construction	\$22,172,000
Facilities Sustainment, Restoration and Modernization (MIRI/	\$43,168,648
Land and Structures	\$10,754,721
Materials, Supplies, and Services	\$142,341,224
Purchasing & Contracting	\$69,496,574
Supplies and Materials	\$5,349,914
Utilities	\$13,250,057
Equipment	\$4,610,349
Non-Appropriated Funds	\$49,647,124
Miscellaneous	\$164,007,099
Local Healthcare	\$54,601,883
Travel & Transportation	\$2,392,088
Transportation of Things	\$62,108
Contributions	\$29,746,559
Concession Revenue	\$80,715,303



Marine Corps Air Station Beaufort

Commanding Officer: Colonel Mark D. Bortnem

Total Population		40,853
Military (Active Duty)		3,019
Marine Corps	2,920	
Navy	99	
Army	0	
Air Force	0	
Coast Guard	0	
Reserve/Guard		6,745
USCG Reserve		0
Civilian		1,086
Appropriated	548	
Non-Appropriated (NAF)	538	
Permanent Contractors		237
Military Family Members		15,852
Retirees		13,914
Military	8,153	
Civilian	5,761	



Total Economic Impact

\$955,995,803

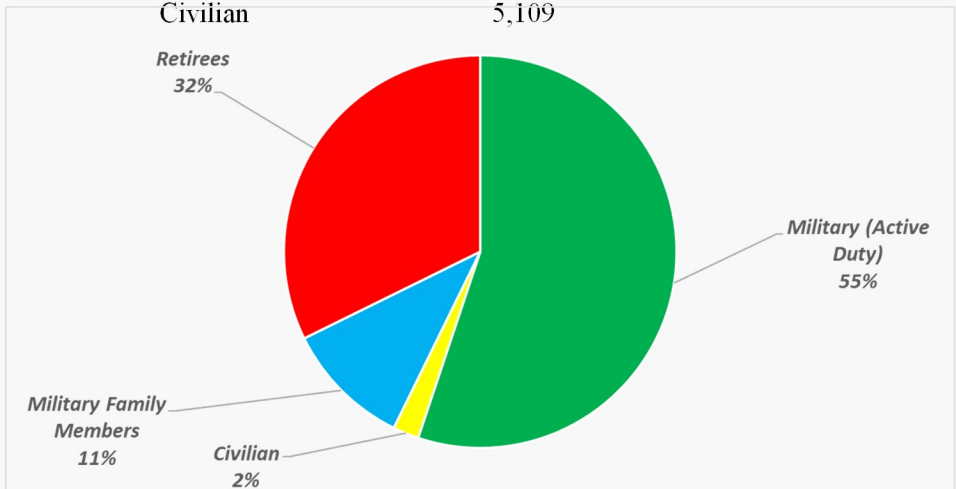
Salaries	\$743,652,065
Military (Active Duty)	\$207,254,749
Civilian (Appropriated Funds)	\$43,459,243
Civilian (Non-Appropriated Funds)	\$17,130,555
Military Retirees	\$258,843,483
Civilian Retirees	\$216,964,035
 Construction	 \$70,450,643
Military Construction	\$41,382,000
Facilities Sustainment, Restoration, and Modernization (M1R1/M2R2)	\$22,738,292
Land and Structures (OC 320)	\$6,330,351
 Materials, Supplies, and Services	 \$75,953,777
Purchasing and Contracting	\$21,792,309
Supplies and Materials	\$2,444,397
Utilities	\$5,148,378
Equipment	\$3,375,926
Non-Appropriated Funds	\$43,192,767
 Miscellaneous	 \$65,939,318
Local Healthcare	\$40,847,245
Travel & Transportation	\$1,458,876
Transportation of Things	\$55,549
Contributions	\$1,199,670
Concessions Revenue	\$22,350,978



Marine Corps Recruit Depot Parris Island

Commanding: Brigadier General Ahmed T. Williamson

Total Population		40,834
Military (Active Duty)		21,072
Marine Corps	21,070	
Navy	0	
Army	2	
Air Force	0	
Coast Guard	0	
Reserve/Guard		2,524
Civilian		816
Appropriated	400	
Non-Appropriated (NAF)	416	
Permanent Contractors		88
Military Family Mem- bers		3,995
Retirees		12,339
Military	7,230	
Civilian	5,109	



Total Economic Impact

\$848,318,117

Salaries	\$561,454,392
Military (Active Duty)	\$181,866,952
Civilian (Appropriated Funds)	\$36,095,022
Civilian (Non-Appropriated Funds)	\$15,226,691
Military Retirees	\$229,540,447
Civilian Retirees	\$192,402,068
 Construction	 \$27,933,051
Military Construction	\$0
Facilities Sustainment, Restoration, and Modernization (M1R1/M2R2)	\$17,936,218
Land and Structures (OC 320)	\$1,643,676
 Materials, Supplies, and Services	 \$72,355,277
Purchasing and Contracting	\$23,679,227
Supplies and Materials	\$2,369,231
Utilities	\$8,328,760
Equipment	\$2,921,392
Non-Appropriated Funds	\$35,056,667
 Miscellaneous	 \$103,888
Local Healthcare	\$13,983,442
Travel & Transportation	\$1,133,936
Transportation of Things	\$57,272
Contributions	\$29,391,201
Concessions Revenue	\$59,322,772

Summary Impact by State

	Population	Economic
Florida	1,673	\$189,489,173
Georgia	13,434	\$1,258,755,759
North Carolina	170,496	\$6,715,734,930
South Carolina	81,687	\$1,804,313,921



Photo by Cpl. Neysa Huertas Quinones, MCAS Cherry Point

Notes:

- Economic Information reflects Fiscal Year 2023 (1 October 2022 - 30 September 2023).
- Salaries reflect gross pay.
- MCRD Parris Islands' economic impact is included in the MCIEAST total.
- Funding categories reflect appropriated funds unless otherwise identified.
- Retiree population and Healthcare data specific to MCSF Blount Island are not included due to proximity of other military installations.

Community Partnerships

- State Cabinet Councils (State Secretaries)
- Governor's Advisory Commissions on Military Affairs
- Commanders' Councils
- Working Lands Groups and Partnerships
- Logistics Task Forces
- Farm and Forest Preservation Programs
- Renewable Energy Working Groups & Task Forces
- Southeast Regional Partnership for Planning and Sustainability (SERPPAS)
- Cooperative Planning Groups
- Southeast Natural Resource Leaders Group
- Military Focused Task Forces
- Landscape Conservation Cooperatives
- Leadership Scholar Program
- Regional Airport & Airspace Associations
- Economic Impact Committees
- County/Municipality Planning Committees
- Legislative Working Groups
- Conservation Forums

Installations of Impact



Marine Corps Support Facility
Blount Island
Jacksonville, Florida



Marine Corps Logistics Base
Albany, Georgia



Marine Corps Base
Camp Lejeune
Jacksonville, North Carolina



Marine Corps Air Station
New River
Jacksonville, North Carolina



Marine Corps Air Station
Cherry Point
Havelock, North Carolina



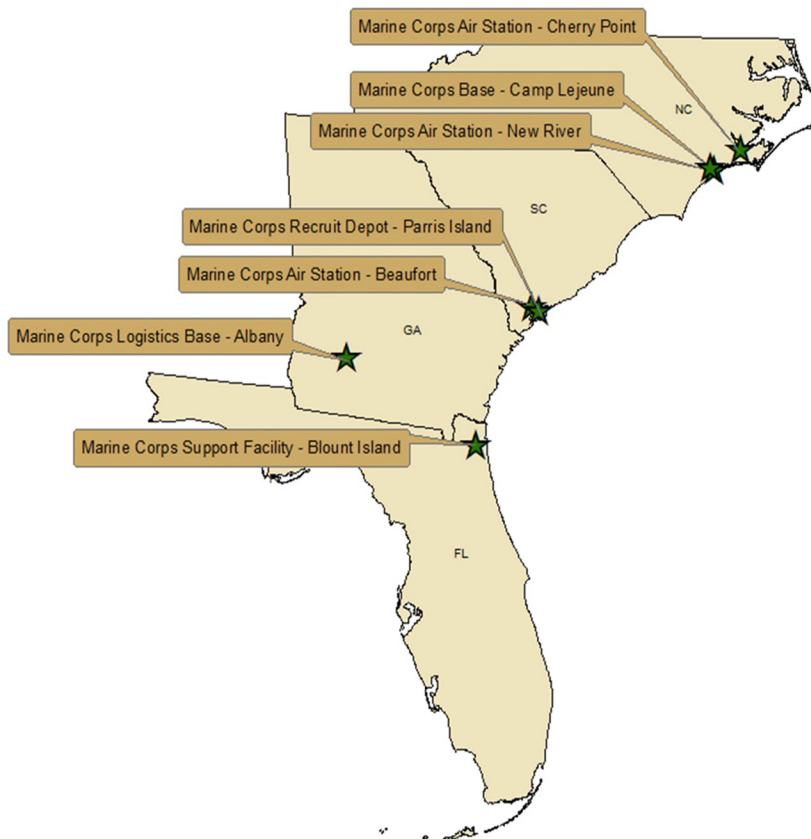
Marine Corps Air Station
Beaufort, South Carolina



Marine Corps Recruit Depot
Parris Island, South Carolina

For more information on MCIEAST or the
Economic Impact Report, visit our website:

www.mcieast.marines.mil



HONOR

COURAGE

COMMITMENT



S
E
M
P
E
R
-
F
I
D
E
L
I
S