

MARINE CORPS INSTALLATIONS EAST



ECONOMIC IMPACT

2017

Message from the Commanding General



Marine Corps Installations East – Marine Corps Base Camp Lejeune

Mission

Marine Corps Installations East – Marine Corps Base, Camp Lejeune (MCIEAST) commands and controls assigned Marine Corps Installations to support the operating forces, tenant commands, military personnel, and families. MCIEAST also operates a training base that promotes the combat readiness of the operating forces and missions of other tenant commands by providing training venues, facilities, services, and support in order to be responsive to the needs of Marines, Sailors, and their families.


Vision

MCIEAST will provide the operating forces and tenant commands with continuous, effective service and support to meet present and future joint and expeditionary warfare requirements.

The mission of Marine Corps Installations East (MCIEAST) is to continue to prepare and support Expeditionary Forces to rapidly deploy and respond to conflicts, contingencies, and crises around the globe. With installations located in North Carolina, South Carolina, Georgia and Florida, the geography that comprises MCIEAST offers a unique combination of ocean, coastal, riverine inland, and airspace training areas making it an essential asset to our national defense foundation. Since the 1940s, the Marine Corps has been committed to supporting and partnering with local communities surrounding installations in the southeast, which in return has fostered a robust and growing military mission throughout the region.

The MCIEAST region contributes billions of dollars to state and local economies through the operation and development of its installations. The Marine Corps remains a significant business enterprise and employer throughout the region by employing thousands of personnel across a wide range of sectors and funding dozens of military construction projects and defense contracts. It is our intent with the 2017 Economic Impact Brochure to demonstrate how MCIEAST contributes to state and local economies. In comparing this year's report to the 2015 report, there are a few changes to note; Marine Corps Recruit Depot Parris Island and the Fleet Readiness Center East are now incorporated in the regional report, whereas Marine Corps Base Quantico is now being reported separately.

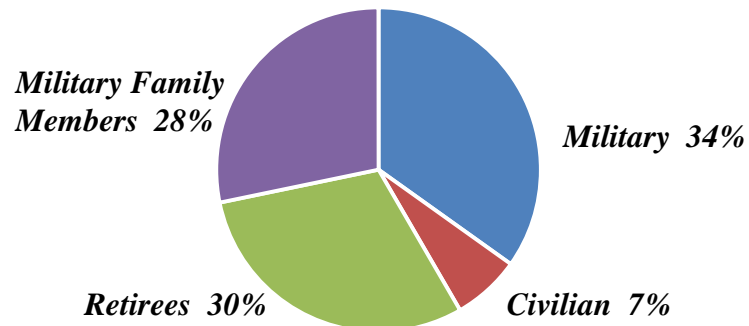
As Federal, state, and local budgets continue to change, MCIEAST's dedication and commitment to local communities becomes even more critical and vital to economic growth. Additionally, MCIEAST's ability to sustain its mission in North Carolina, South Carolina, Georgia and Florida depends on the continued support and cooperation of its friends and neighbors in surrounding communities. Partnerships with local communities and state governments have proven vital for sustaining and growing the military mission in the southeast. We are committed to maintaining these positive relationships which continue to provide both the Marine Corps and surrounding communities' mutual success.


J. D. Alford
Brigadier General, U.S. Marine Corps



Total Economic Impact of MCIEAST \$8,667,580,016

Population	220,726
Military (Active Duty)	77,014
Marine Corps	72,128
Navy	4,307
Army	36
Air Force	113
Coast Guard	430
Civilian	14,937
Appropriated Funds	11,448
Non-Appropriated Funds	3,489
Military Family Members	62,303
Retirees	66,472
Military	38,227
Civilian	28,245



Salaries	\$5,240,031,622
Military (Active Duty)	\$2,224,997,128
Civilian (Appropriated Funds)	\$1,054,461,446
Civilian (Non-Appropriated Funds)	\$149,261,131
Military Retirees	\$996,404,505
Civilian Retirees	\$814,907,412

Construction	\$457,024,160
Military Construction	\$188,388,404
Facilities Sustainment, Restoration, and Modernization	\$231,309,716
Non-Appropriated Funds	\$229,010
Miscellaneous	\$37,097,027

Materials, Supplies, and Services	\$2,239,250,469
Purchasing & Contracting	\$1,215,462,044
Supplies & Materials	\$648,087,166
Equipment	\$46,802,626
Communications, Utilities	\$93,574,965
Non-Appropriated Funds	\$235,323,968

Miscellaneous	\$731,273,765
Local Healthcare	\$291,085,776
Travel & Transportation of Personnel	\$35,142,356
Transportation of Things	\$21,348,706
Contributions	\$5,256,677
Concessionaire Revenue	\$378,440,250

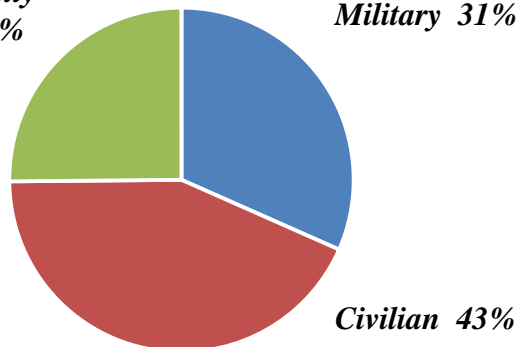


Marine Corps Support Facility Blount Island

Commanding Officer: Colonel Andrew J. Bergen

Population		354
Military (Active Duty)		112
Marine Corps	98	
Navy	14	
Army	0	
Air Force	0	
Coast Guard	0	
Civilian		153
Appropriated Funds	153	
Non-Appropriated Funds	0	
Military Family Members		89
		0

*Military Family
Members 25%*



Total Economic Impact \$162,765,964

Salaries	\$20,518,054
Military (Active Duty)	\$6,726,418
Civilian (Appropriated Funds)	\$13,791,636
Civilian (Non-Appropriated Funds)	\$0
Military Retirees	\$0
Civilian Retirees	\$0

Average Military Salary	\$55,669
Average Civilian Salary	\$95,116

Construction	\$13,267,249
Military Construction	\$0
Facilities Sustainment, Restoration, and Modernization	\$11,815,067
Non-Appropriated Funds	\$0
Miscellaneous	\$1,452,182

Materials, Supplies, and Services	\$126,578,239
Purchasing & Contracting	\$76,004,467
Supplies & Materials	\$36,374,092
Equipment	\$682,101
Communications, Utilities	\$4,990,320
Non-Appropriated Funds	\$0

Miscellaneous	\$2,402,422
Local Healthcare	\$0
Travel & Transportation of Personnel	\$2,356,352
Transportation of Things	\$0
Contributions	\$5,380
Concessionaire Revenue	\$0



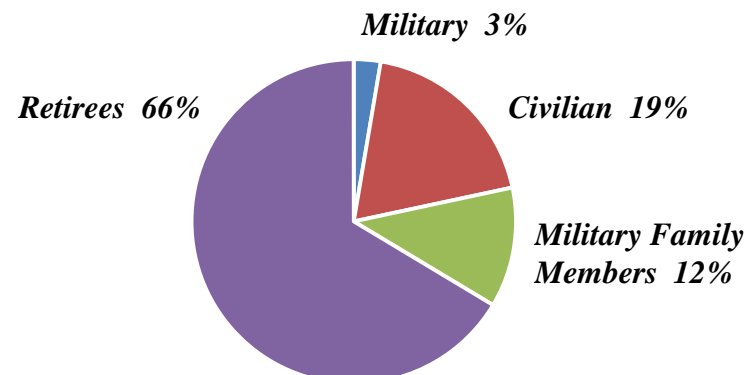
Total Economic Impact

\$1,427,366,238

Marine Corps Logistics Base Albany

Commanding Officer: Colonel James C. Carroll III

Population		12,414
Military (Active Duty)		332
Marine Corps	301	
Navy	28	
Army	3	
Air Force	0	
Coast Guard	0	
Civilian		2,355
Appropriated Funds	2,160	
Non-Appropriated Funds	195	
Military Family Members		1,486
Retirees		8,241
Military	3,741	
Civilian	4,500	




Salaries	\$435,397,145
Military (Active Duty)	\$18,667,894
Civilian (Appropriated Funds)	\$215,391,529
Civilian (Non-Appropriated Funds)	\$6,714,400
Military Retirees	\$84,895,418
Civilian Retirees	\$109,727,904

Average Military Salary	\$56,229
Average Civilian Salary	\$99,718

Construction	\$69,933,764
Military Construction	\$7,404,765
Facilities Sustainment, Restoration, and Modernization	\$60,813,913
Non-Appropriated Funds	\$229,010
Miscellaneous	\$1,486,076

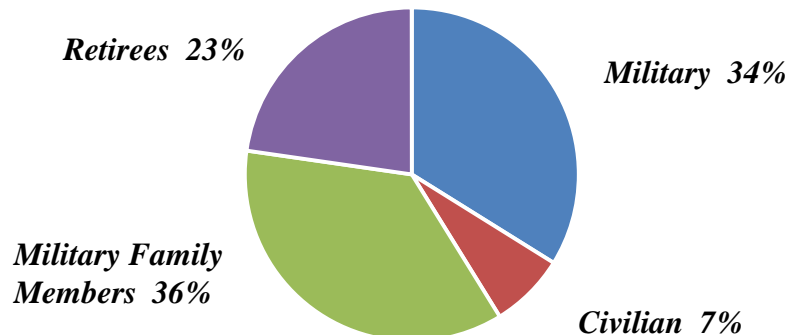
Materials, Supplies, and Services	\$878,177,929
Purchasing & Contracting	\$740,538,278
Supplies & Materials	\$108,035,649
Equipment	\$4,069,401
Communications, Utilities	\$19,775,629
Non-Appropriated Funds	\$5,758,972

Miscellaneous	\$43,857,400
Local Healthcare	\$29,416,716
Travel & Transportation of Personnel	\$5,989,714
Transportation of Things	\$290,655
Contributions	\$490,023
Concessionaire Revenue	\$7,670,292



The State of North Carolina
Marine Corps Base Camp Lejeune
Marine Corps Air Station New River
Marine Corps Air Station Cherry Point

Population	151,829
Military (Active Duty)	51,423
Marine Corps	47,055
Navy	3,867
Army	26
Air Force	45
Coast Guard	430
Civilian	11,117
Appropriated Funds	8,111
Non-Appropriated Funds	3,006
Military Family Members	54,779
Retirees	34,510
Military	20,533
Civilian	13,977



Total Economic Impact
\$5,583,683,737

Salaries	\$3,671,898,048
Military (Active Duty)	\$1,868,116,499
Civilian (Appropriated Funds)	\$733,286,309
Civilian (Non-Appropriated Funds)	\$117,772,124
Military Retirees	\$556,968,000
Civilian Retirees	\$395,755,116

Construction	\$265,231,705
Military Construction	\$111,067,639
Facilities Sustainment, Restoration, and Modernization	\$123,316,614
Miscellaneous	\$30,847,452

Materials, Supplies, and Services	\$1,091,445,564
Purchasing & Contracting	\$324,693,723
Supplies & Materials	\$498,181,721
Equipment	\$33,362,901
Communications, Utilities	\$48,207,673
Non-Appropriated Funds	\$186,999,546

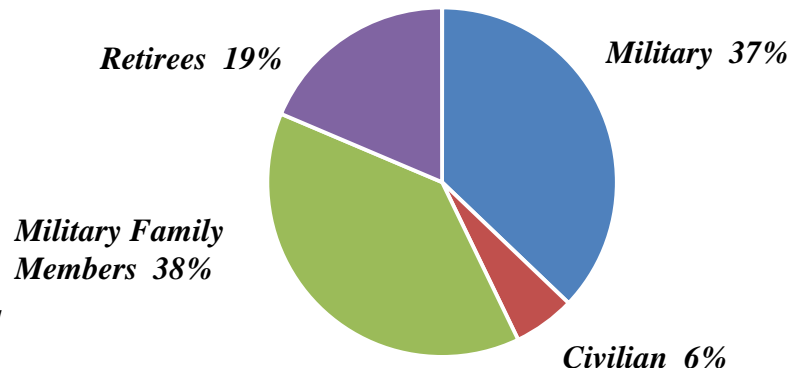
Miscellaneous	\$555,108,420
Local Healthcare	\$202,124,043
Travel & Transportation of Personnel	\$24,701,324
Transportation of Things	\$20,201,726
Contributions	\$4,682,106
Concessionaire Revenue	\$303,399,221



Marine Corps Base Camp Lejeune

Commanding General: Brigadier General J. D. Alford

Population	100,575
Military (Active Duty)	37,350
Marine Corps	33,537
Navy	3,362
Army	21
Air Force	0
Coast Guard	430
Civilian	5,737
Appropriated Funds	3,371
Non-Appropriated Funds	2,366
Military Family Members	38,769
Retirees	18,719
Military	11,744
Civilian	6,975



Total Economic Impact

\$3,142,628,246

Salaries	\$2,186,989,504
Military (Active Duty)	\$1,324,710,377
Civilian (Appropriated Funds)	\$261,376,564
Civilian (Non-Appropriated Funds)	\$91,137,741
Military Retirees	\$316,036,800
Civilian Retirees	\$193,728,022
Average Military Salary	\$35,467
Average Civilian Salary	\$77,537

Construction	\$167,304,335
Military Construction	\$66,627,057
Facilities Sustainment, Restoration, and Modernization	\$86,670,608
Naval Hospital	\$3,007,422
Miscellaneous	\$10,999,248

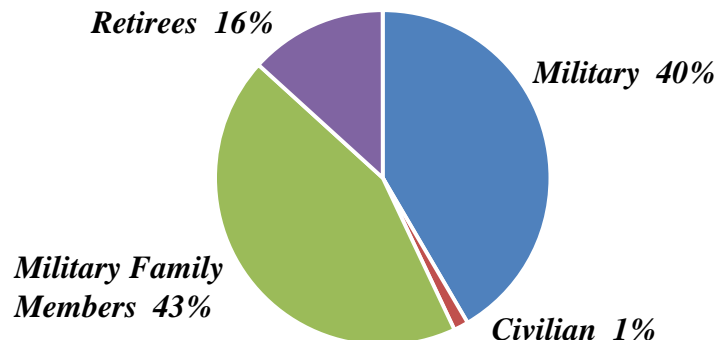
Materials, Supplies, and Services	\$420,264,188
Purchasing & Contracting	\$187,487,074
Supplies & Materials	\$27,981,243
Equipment	\$12,102,935
Communications, Utilities	\$30,350,465
Non-Appropriated Funds	\$162,342,471

Miscellaneous	\$368,070,219
Local Healthcare	\$104,714,388
Travel & Transportation of Personnel	\$5,341,930
Transportation of Things	\$571,139
Contributions	\$3,336,391
Concessionaire Revenue	\$254,106,371



Marine Corps Air Station New River
Commanding Officer: Colonel Russel C. Burton

Population	16,052
Military (Active Duty)	6499
Marine Corps	6,301
Navy	153
Army	0
Air Force	45
Coast Guard	0
Civilian	221
Appropriated Funds	204
Non-Appropriated Funds	17
Military Family Members	6841
Retirees	2491
Military	2,073
Civilian	418



Total Economic Impact
\$403,242,497

Salaries	\$330,111,901
Military (Active Duty)	\$242,899,282
Civilian (Appropriated Funds)	\$13,275,115
Civilian (Non-Appropriated Funds)	\$5,800,686
Military Retirees	\$55,771,200
Civilian Retirees	12,365,618

Average Military Salary	\$37,375
Average Civilian Salary	\$65,074

Construction	\$44,742,439
Military Construction	\$30,423,588
Facilities Sustainment, Restoration, and Modernization	14,318,851
Non-Appropriated Funds	\$0
Miscellaneous	\$0

Materials, Supplies, and Services	\$8,426,433
Purchasing & Contracting	\$771,231
Supplies & Materials	\$967,628
Equipment	\$293,572
Communications, Utilities	\$5,376,964
Non-Appropriated Funds	\$1,017,038

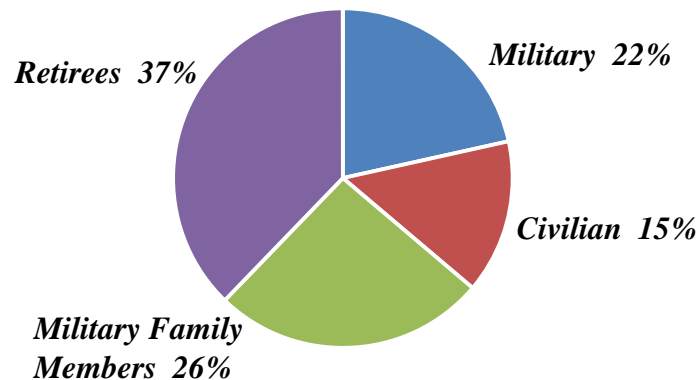
Miscellaneous	\$19,961,724
Local Healthcare	\$14,154,207
Travel & Transportation of Personnel	\$103,216
Transportation of Things	\$1,604
Contributions	\$202,382
Concessionaire Revenue	\$5,500,315



Marine Corps Air Station Cherry Point

Commanding Officer: Colonel Todd Ferry

Population		35,202
Military (Active Duty)		7,574
Marine Corps	7,217	
Navy	352	
Army	5	
Air Force	0	
Coast Guard	0	
Civilian		5,159
Appropriated Funds	4,536	
Non-Appropriated Funds	623	
Military Family Members		9,169
Retirees		13,300
Military	6,716	
Civilian	6,584	



Total Economic Impact

\$2,037,812,994

Salaries	\$1,154,796,643
Military (Active Duty)	\$300,506,840
Civilian (Appropriated Funds)	\$458,634,630
Civilian (Non-Appropriated Funds)	\$20,833,697
Military Retirees	\$185,160,000
Civilian Retirees	\$189,661,476

Average Military Salary	\$39,676
Average Civilian Salary	\$101,110

Construction	\$53,184,931
Military Construction	\$14,016,994
Facilities Sustainment, Restoration, and Modernization	\$19,197,674
Naval Hospital	\$122,059
Miscellaneous	\$19,848,204

Materials, Supplies, and Services	\$622,754,943
Purchasing & Contracting	\$136,435,418
Supplies & Materials	\$469,232,850
Equipment	\$20,966,394
Communications, Utilities	\$12,480,244
Non-Appropriated Funds	\$23,640,037

Miscellaneous	\$167,076,477
Local Healthcare	\$83,255,448
Travel & Transportation of Personnel	\$19,256,178
Transportation of Things	\$19,628,983
Contributions	\$1,143,333
Concessionaire Revenue	\$43,792,535

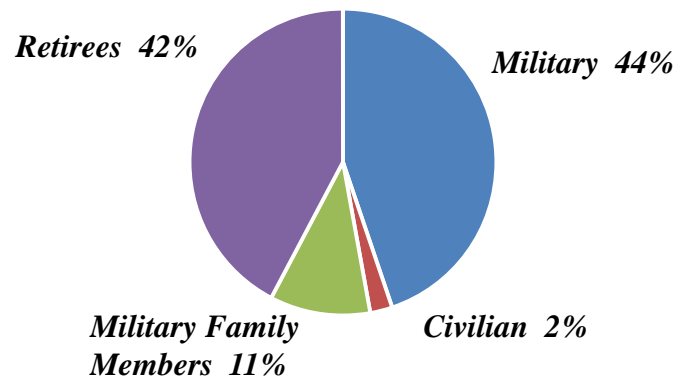


The State of South Carolina

Marine Corps Air Station Beaufort

Marine Corps Recruit Depot Parris Island

Population		56,129
Military (Active Duty)		25,147
Marine Corps	24,674	
Navy	398	
Army	7	
Air Force	68	
Coast Guard	0	
Civilian		1,312
Appropriated Funds	1,024	
Non-Appropriated Funds	288	
Military Family Members		5,949
Retirees		23,721
Military	13,953	
Civilian	9,768	



Total Economic Impact

\$1,443,764,077

Salaries	\$1,112,218,375
Military (Active Duty)	\$331,486,317
Civilian (Appropriated Funds)	\$91,991,972
Civilian (Non-Appropriated Funds)	\$24,774,607
Military Retirees	\$354,541,087
Civilian Retirees	\$309,424,392

Construction	\$108,591,442
Military Construction	\$69,916,000
Facilities Sustainment, Restoration, and Modernization	\$35,364,125
Non-Appropriated Funds	\$0
Miscellaneous	\$3,311,317

Materials, Supplies, and Services	\$143,048,737
Purchasing & Contracting	\$67,122,303
Supplies & Materials	\$5,296,739
Equipment	\$8,687,923
Communications, Utilities	\$19,376,322
Non-Appropriated Funds	\$42,565,450

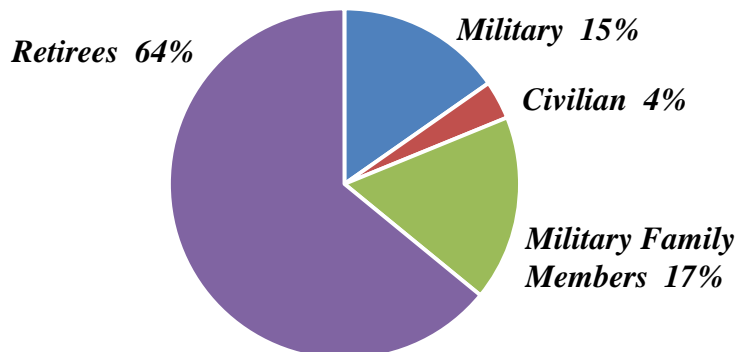
Miscellaneous	\$129,905,523
Local Healthcare	\$59,545,017
Travel & Transportation of Personnel	\$2,054,276
Transportation of Things	\$856,325
Contributions	\$79,168
Concessionaire Revenue	\$67,370,737



Marine Corps Air Station Beaufort

Commanding Officer: Colonel Timothy P. Miller

Population	23,333
Military (Active Duty)	3,566
Marine Corps	3,388
Navy	110
Army	0
Air Force	68
Coast Guard	0
Civilian	826
Appropriated Funds	538
Non-Appropriated Funds	288
Military Family Members	3,991
Retirees	14,950
Military	9,773
Civilian	5,177



Total Economic Impact

\$914,245,202

Salaries	\$625,919,031
Military (Active Duty)	\$136,895,720
Civilian (Appropriated Funds)	\$52,726,946
Civilian (Non-Appropriated Funds)	\$24,774,607
Military Retirees	\$247,526,830
Civilian Retirees	\$163,994,928

Average Military Salary	\$38,389
Average Civilian Salary	\$94,477

Construction	\$86,425,817
Military Construction	\$69,916,000
Facilities Sustainment, Restoration, and Modernization	\$14,360,801
Non-Appropriated Funds	\$0
Miscellaneous	\$2,149,016

Materials, Supplies, and Services	\$91,722,667
Purchasing & Contracting	\$36,817,052
Supplies & Materials	\$2,290,803
Equipment	\$1,710,560
Communications, Utilities	\$8,338,802
Non-Appropriated Funds	\$42,565,450

Miscellaneous	\$110,177,687
Local Healthcare	\$41,698,683
Travel & Transportation of Personnel	\$927,598
Transportation of Things	\$126,898
Contributions	\$53,771
Concessionaire Revenue	\$67,370,737



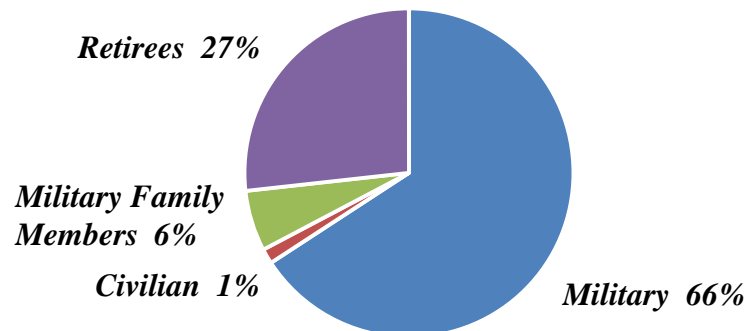
Total Economic Impact

\$579,518,875

Marine Corps Recruit Depot Parris Island

Commanding Officer: Brigadier General Austin E. Renforth

Population		32,796
Military (Active Duty)		21,581
Marine Corps	21,286	
Navy	288	
Army	7	
Air Force	0	
Coast Guard	0	
Civilian		486
Appropriated Funds	486	
Non-Appropriated Funds	0	
Military Family Members		1,958
Retirees		8,771
Military	4,180	
Civilian	4,591	



Salaries	\$486,299,344
Military (Active Duty)	\$194,590,597
Civilian (Appropriated Funds)	\$39,265,026
Civilian (Non-Appropriated Funds)	\$0
Military Retirees	\$107,014,257
Civilian Retirees	\$145,429,464

Construction	\$22,165,625
Military Construction	\$0
Facilities Sustainment, Restoration, and Modernization	\$21,003,324
Non-Appropriated Funds	\$0
Miscellaneous	\$1,162,301

Materials, Supplies, and Services	\$51,326,070
Purchasing & Contracting	\$30,305,251
Supplies & Materials	\$3,005,936
Equipment	\$6,977,363
Communications, Utilities	\$11,037,520
Non-Appropriated Funds	\$0

Miscellaneous	\$19,727,836
Local Healthcare	\$17,846,334
Travel & Transportation of Personnel	\$1,126,678
Transportation of Things	\$729,427
Contributions	\$25,397
Concessionaire Revenue	\$0

Summary Impact by State

	Population	Economic
Florida	354	\$162,765,964
Georgia	12,414	\$1,427,366,238
North Carolina	151,829	\$5,583,683,737
South Carolina	56,129	\$1,442,438,007



Photo by Cpl. Neysa Huertas Quinones, MCAS Cherry Point

Notes:

- **Economic information reflects Fiscal Year 2017 (1 October 2016 – 30 September 2017).**
- **Salaries reflect gross pay.**
- **MCRD Parris Island's economic impact is included in the MCIEAST total.**
- **Funding categories reflect appropriated funds unless otherwise identified.**
- **Retiree population and Healthcare data specific to MCSF Blount Island are not included due to the close proximity of other military installations.**

Community Partnerships

- State Cabinet Councils (State Secretaries)
- Governor's Advisory Commissions on Military Affairs
- Commanders' Councils
- Working Lands Groups and Partnerships
- Logistics Task Forces
- Farm and Forest Preservation Programs
- Renewable Energy Working Groups & Task Forces
- Southeast Regional Partnership for Planning and Sustainability (SERPPAS)
- Cooperative Planning Groups
- Southeast Natural Resource Leaders Group
- Military Focused Task Forces
- Landscape Conservation Cooperatives
- Leadership Scholar Program
- Regional Airport & Airspace Associations
- Economic Impact Committees
- County/Municipality Planning Committees
- Legislative Working Groups
- Conservation Forums

The organizations listed above are Non-Federal Entities. They are not specifically or exclusively endorsed by any component of the Federal Government including the Department of Defense, the United States Navy, or the United States Marine Corps.

Installations of Impact



Marine Corps Support Facility
Blount Island
Jacksonville, Florida



Marine Corps Logistics Base
Albany, Georgia



Marine Corps Base
Camp Lejeune
Jacksonville, North Carolina



Marine Corps Air Station
New River
Jacksonville, North Carolina



Marine Corps Air Station
Cherry Point
Havelock, North Carolina



Marine Corps Air Station
Beaufort, South Carolina



Marine Corps Recruit Depot
Parris Island, South Carolina


For more information on MCIEAST or the
Economic Impact Report, visit our website:



www.mcieast.marines.mil



*Designed and produced by MCIEAST COMMSTRAT (910) 451-1239
and G-7 (910) 449-9265*



HONOR - COURAGE - COMMITMENT
SEMPER FIDELIS

