



Marine Corps Installations East



Economic Impact 2013



Installations of Impact



Marine Corps Support Facility
Blount Island
Jacksonville, Florida



Marine Corps Logistics Base
Albany, Georgia



Marine Corps Base
Camp Lejeune
Jacksonville, North Carolina



Marine Corps Air Station
New River
Jacksonville, North Carolina



Marine Corps Air Station
Cherry Point
Havelock, North Carolina



Marine Corps Air Station
Beaufort, South Carolina



Marine Corps Air Facility
Quantico, Virginia

Message from the Commanding General Marine Corps Installations East - Marine Corps Base Camp Lejeune

As we transition from the longest period of conflict in our nation's history, in a climate of economic uncertainty, it has never been more challenging as a regional command to effectively support the operational forces and tenant commands. Our seven installations are vital to the training, readiness, and deployment of ground, logistics, and aviation forces worldwide. These installations support all branches of the military, their families, retirees, civilian employees, other government agencies, and contractors who greatly impact the economic health of our states and local communities.

During Fiscal Year 2013, our Marine Corps Installations East installations experienced significant fiscal constraints under the Continuing Resolution Authority, yet together they provided over \$9.7 billion dollars to the states of Florida, Georgia, North Carolina, South Carolina, and Virginia. The salaries and wages paid to active duty and retired military, and current and retired civilians, totaled more than \$5.6 billion dollars. These salaries contributed greatly to the economic well-being of the states and local communities who support each of these installations. Through construction contracts totaling over \$1 billion dollars, local area businesses, vendors, and contractors were bolstered economically through the purchase of materials, supplies, and services, adding additional revenue into these economies.

We treasure our relationships with state and local communities surrounding our installations and continue to be committed to their civic development and economic growth. We credit the success of the Marine Corps as our Nation's finest fighting force to our partnership with state and local communities. As economic conditions fluctuate, we shall remain steadfast on this path together; with the economic impact of Marine Corps Installations East installations to our state and local communities at the forefront.

A handwritten signature in black ink, appearing to read "R. F. Castellvi".

R. F. CASTELLVI

Brigadier General, U.S. Marine Corps



Total Economic Impact of MCIEAST

\$9,707,964,162

Population	218,159
Military (Active Duty)	62,632
Marine Corps	58,147
Navy	4,260
Army	27
Air Force	19
Coast Guard	179
Civilian	15,742
Appropriated Funds	11,509
Non-Appropriated Funds	4,233
Military Family Members	77,604
Retirees	62,181
Military	35,558
Civilian	26,623

Salaries	\$5,609,280,219
Military (Active Duty)	\$2,838,813,537
Civilian (Appropriated Funds)	\$950,799,854
Civilian (Non-Appropriated Funds)	\$149,751,868
Military Retirees	\$907,860,000
Civilian Retirees	\$762,054,960

Construction	\$1,046,043,580
Military Construction	\$425,360,613
Facilities Sustainment, Restoration, and Modernization	\$340,161,031
Non-Appropriated Funds	\$241,333,920
Naval Hospital	\$19,390,151
Miscellaneous	\$19,797,865

Materials, Supplies, and Services	\$2,529,445,649
Purchasing & Contracting	\$1,360,532,829
Supplies & Materials	\$772,350,337
Equipment	\$58,265,336
Communications, Rent, Utilities	\$68,803,465
Non-Appropriated Funds	\$269,493,682

Miscellaneous	\$523,194,714
Healthcare	\$345,189,097
Travel & Transportation of Personnel	\$73,175,294
Transportation of Things	\$33,021,565
Contributions	\$14,505,996
Concessionaire Revenue	\$57,302,762





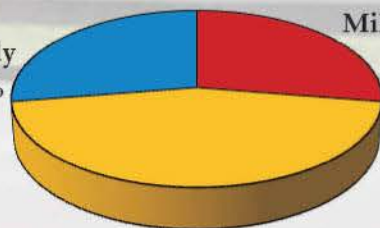
The State of Florida

Marine Corps Support Facility, Blount Island

Commanding Officer: Colonel Matthew R. Crabill

Population	345
Military (Active Duty)	95
Marine Corps	84
Navy	11
Army	0
Air Force	0
Coast Guard	0
Civilian	155
Appropriated Funds	155
Non-Appropriated Funds	0
Military Family Members	95
Retirees	N/A
Military	N/A
Civilian	N/A

Military Family
Members 27%



Civilian 45%

Total Economic Impact

\$41,142,731

Salaries	\$12,185,740
Military (Active Duty)	\$6,345,945
Civilian (Appropriated Funds)	\$5,839,795
Civilian (Non-Appropriated Funds)	-0-
Military Retirees	N/A
Civilian Retirees	N/A
Average Military Salary	\$66,799
Average Civilian Salary	\$37,676
Construction	\$12,423,781
Military Construction	-0-
Facilities Sustainment, Restoration, and Modernization	\$12,373,781
Non-Appropriated Funds	-0-
Miscellaneous	\$50,000
Materials, Supplies, and Services	\$16,191,422
Purchasing & Contracting	\$14,244,531
Supplies & Materials	\$357,194
Equipment	-0-
Communications, Rent, Utilities	\$1,589,697
Non-Appropriated Funds	-0-
Miscellaneous	\$341,788
Local Healthcare*	-0-
Travel & Transportation of Personnel	\$32,154
Transportation of Things	-0-
Contributions	\$309,634
Concessionaire Revenue	-0-



The State of Georgia
Marine Corps Logistics Base, Albany
 Commanding Officer: Colonel Donald J. Davis

Total Economic Impact
\$1,524,094,087

Salaries	\$470,446,295
Military (Active Duty)	\$25,514,850
Civilian (Appropriated Funds)	\$249,969,608
Civilian (Non-Appropriated Funds)	\$6,021,069
Military Retirees	\$85,908,000
Civilian Retirees	\$103,032,768

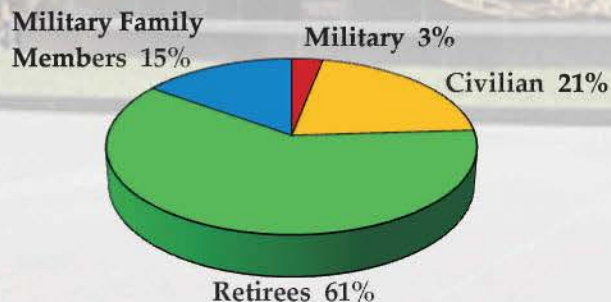
Average Military Salary \$61,040
 Average Civilian Salary \$94,293**

Population	13,517
Military (Active Duty)	418
Marine Corps	382
Navy	32
Army	4
Air Force	0
Coast Guard	0
Civilian	2,835
Appropriated Funds	2,651
Non-Appropriated Funds	184
Military Family Members	2,046
Retirees	8,218
Military	3,887
Civilian	4,331

Construction	\$56,781,359
Military Construction	\$0
Facilities Sustainment, Restoration, and Modernization	\$35,845,157
Non-Appropriated Funds	\$136,202
Navy Working Capital Fund	\$20,800,000

Materials, Supplies, and Services	\$959,925,464
Purchasing & Contracting	\$912,817,903
Supplies & Materials	\$29,661,472
Equipment	\$359,770
Communications, Rent, Utilities	\$8,612,940
Non-Appropriated Funds	\$8,473,379

Miscellaneous	\$36,940,969
Local Healthcare	\$33,300,821
Travel & Transportation of Personnel	\$1,874,477
Transportation of Things	\$145,135
Contributions	\$572,295
Concessionaire Revenue	\$1,048,241



Total Economic Impact

\$7,019,302,267

The State of North Carolina

Marine Corps Base, Camp Lejeune
 Marine Corps Air Station, New River
 Marine Corps Air Station, Cherry Point

Salaries

Salaries	\$4,255,712,666
Military (Active Duty)	\$2,598,703,601
Civilian (Appropriated Funds)	\$649,785,558
Civilian (Non-Appropriated Funds)	\$117,577,755
Military Retirees	\$504,168,000
Civilian Retirees	\$385,477,752

Construction

Construction	\$872,826,262
Military Construction	\$398,287,613
Facilities Sustainment, Restoration, and Modernization	\$242,325,655
Non-Appropriated Funds	\$193,506,674
Fleet Readiness Center	\$19,316,169
Naval Hospital	\$19,390,151

Materials, Supplies, and Services

Materials, Supplies, and Services	\$1,455,607,245
Purchasing & Contracting	\$401,127,948
Supplies & Materials	\$739,546,936
Equipment	\$54,066,019
Communications, Rent, Utilities	\$51,747,849
Non-Appropriated Funds	\$209,118,493

Miscellaneous

Miscellaneous	\$435,156,094
Local Healthcare	\$270,250,585
Travel & Transportation of Personnel	\$70,882,194
Transportation of Things	\$32,873,342
Contributions	\$10,466,387
Concessionaire Revenue	\$50,683,586

Population

Military (Active Duty)

Military (Active Duty)	172,934
Marine Corps	53,645
Navy	4,094
Army	23
Air Force	19
Coast Guard	179

Civilian

Civilian	11,823
Appropriated Funds	8,131
Non-Appropriated Funds	3,692

Military Family Members

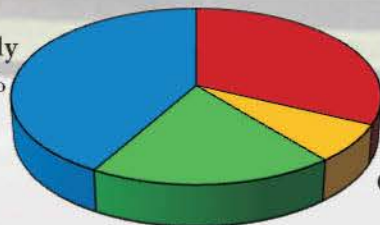
Military Family Members **70,802**

Retirees

Retirees **32,349**

Military	19,103
Civilian	13,246

Military Family Members 41%



Retirees 19%

Military 33%

Civilian 7%



Total Economic Impact

\$4,350,078,140

Marine Corps Base, Camp Lejeune

Commanding General: Brigadier General Robert F. Castellvi

Salaries	\$2,623,827,654
Military (Active Duty)	\$1,845,320,058
Civilian (Appropriated Funds)	\$243,699,665
Civilian (Non-Appropriated Funds)	\$85,946,830
Military Retirees	\$271,668,000
Civilian Retirees	\$177,193,101

Average Military Salary \$44,196

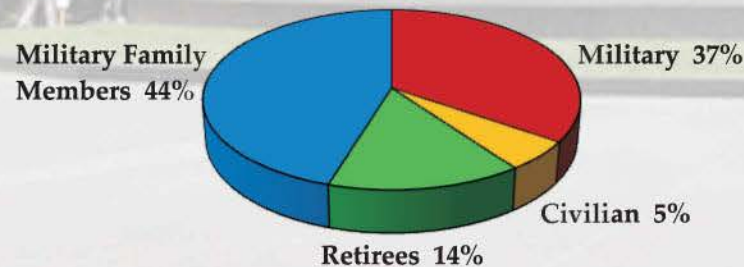
Average Civilian Salary \$70,291

Population	114,375
Military (Active Duty)	41,753
Marine Corps	38,020
Navy	3,533
Army	19
Air Force	2
Coast Guard	179
Civilian	6,039
Appropriated Funds	3,467
Non-Appropriated Funds	2,572
Military Family Members	50,057
Retirees	16,526
Military	10,334
Civilian	6,192

Construction	\$688,895,845
Military Construction	\$355,689,000
Facilities Sustainment, Restoration, and Modernization	\$158,360,923
Non-Appropriated Funds	\$158,845,922
Miscellaneous	-0-
Naval Hospital	\$16,000,000

Materials, Supplies, and Services	\$767,807,055
Purchasing & Contracting	\$328,140,758
Supplies & Materials	\$207,209,619
Equipment	\$25,699,625
Communications, Rent, Utilities	\$37,289,816
Non-Appropriated Funds	\$169,467,237

Miscellaneous	\$269,547,586
Local Healthcare	\$155,687,392
Travel & Transportation of Personnel	\$57,815,214
Transportation of Things	\$11,820,176
Contributions	\$6,434,481
Concessionaire Revenue	\$37,790,323





Marine Corps Air Station, New River

Commanding Officer: Colonel Timothy M. Salmon

Total Economic Impact

\$507,274,052

Salaries

Salaries	\$415,905,045
Military (Active Duty)	\$314,718,427
Civilian (Appropriated Funds)	\$17,199,264
Civilian (Non-Appropriated Funds)	\$11,010,239
Military Retirees	\$59,640,000
Civilian Retirees	\$13,337,115

Average Military Salary \$45,737

Average Civilian Salary \$67,981

Construction

Construction	\$43,986,353
Military Construction	\$13,285,903
Facilities Sustainment, Restoration, and Modernization	\$28,343,000
Non-Appropriated Funds	\$2,357,450
Miscellaneous	-0-

Materials, Supplies, and Services

Materials, Supplies, and Services	\$18,446,726
Purchasing & Contracting	\$13,027,585
Supplies & Materials	\$882,630
Equipment	\$62,885
Communications, Rent, Utilities	\$12,500
Non-Appropriated Funds	\$4,461,126

Miscellaneous

Miscellaneous	\$28,935,928
Local Healthcare	\$23,025,945
Travel & Transportation of Personnel	\$62,210
Transportation of Things	\$2,819
Contributions	\$1,392,622
Concessionaire Revenue	\$4,452,332

Population

Population	17,686
Military (Active Duty)	6,881
Marine Corps	6,751
Navy	113
Army	0
Air Force	17
Coast Guard	0
Civilian	590
Appropriated Funds	253
Non-Appropriated Funds	337
Military Family Members	7,480
Retirees	2,735
Military	2,268
Civilian	467

Military Family Members 42%



Retirees 16%

Military 39%

Civilian 3%



Marine Corps Air Station, Cherry Point

Commanding Officer: Colonel C. Pappas III

Total Economic Impact

\$2,161,950,075

Salaries

Military (Active Duty)	\$438,665,116
Civilian (Appropriated Funds)	\$388,886,629
Civilian (Non-Appropriated Funds)	\$20,620,686
Military Retirees	\$172,860,000
Civilian Retirees	\$194,947,536

Average Military Salary \$46,938

Average Civilian Salary \$88,163

Construction

Military Construction	\$29,312,710
Facilities Sustainment, Restoration, and Modernization	\$55,621,732
Non-Appropriated Funds	\$32,303,302
Fleet Readiness Center	\$19,316,169
Naval Hospital	\$3,390,151

Materials, Supplies, and Services

Purchasing & Contracting	\$59,959,605
Supplies & Materials	\$531,454,687
Equipment	\$28,303,509
Communications, Rent, Utilities	\$14,445,533
Non-Appropriated Funds	\$35,190,130

Miscellaneous

Local Healthcare	\$91,537,248
Travel & Transportation of Personnel	\$13,004,770
Transportation of Things	\$21,050,347
Contributions	\$2,639,284
Concessionaire Revenue	\$8,440,931

Population

Military (Active Duty)

Marine Corps	8,874
Navy	448
Army	4
Air Force	0
Coast Guard	0

Civilian

Appropriated Funds	4,411
Non-Appropriated Funds	783

Military Family Members

Retirees

Military	6,501
Civilian	6,587

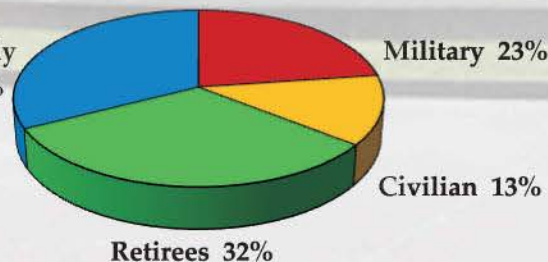
40,873

9,326

5,194

13,265

13,088





The State of South Carolina Marine Corps Air Station, Beaufort

Commanding Officer: Colonel Peter D. Buck

Population	29,665
Military (Active Duty)	3,325
Marine Corps	3,221
Navy	104
Army	0
Air Force	0
Coast Guard	0
Civilian	901
Appropriated Funds	544
Non-Appropriated Funds	357
Military Family Members	3,825
Retirees	21,614
Military	12,568
Civilian	9,046

Military Family Members 13% Military 11% Civilian 3%



Retirees 73%

Total Economic Impact

\$1,068,233,083

Salaries	\$820,846,052
Military (Active Duty)	\$160,993,541
Civilian (Appropriated Funds)	\$42,371,027
Civilian (Non-Appropriated Funds)	\$26,153,044
Military Retirees	\$317,784,000
Civilian Retirees	\$273,544,440
Average Military Salary	\$48,419
Average Civilian Salary	\$77,888
Construction	\$102,122,945
Military Construction	\$27,073,000
Facilities Sustainment, Restoration, and Modernization	\$26,927,205
Non-Appropriated Funds	\$47,691,044
Miscellaneous	\$431,696
Materials, Supplies, and Services	\$95,922,088
Purchasing & Contracting	\$31,837,593
Supplies & Materials	\$2,145,570
Equipment	\$3,839,547
Communications, Rent, Utilities	\$6,197,568
Non-Appropriated Funds	\$51,901,810
Miscellaneous	\$49,341,998
Local Healthcare	\$41,637,691
Travel & Transportation of Personnel	\$363,840
Transportation of Things	\$2,831
Contributions	\$1,766,701
Concessionaire Revenue	\$5,570,935



Total Economic Impact \$55,191,994

The Commonwealth of Virginia Marine Corps Air Facility, Quantico

Commanding Officer: Lieutenant Colonel Vincent J. Ciuccoli

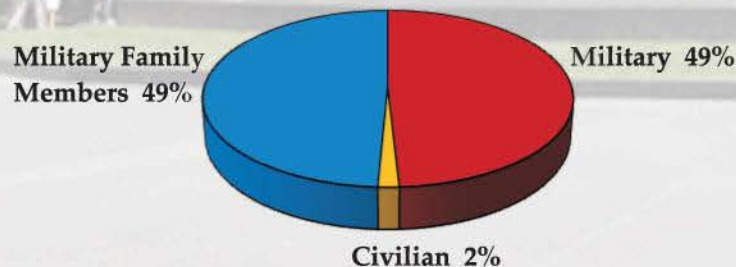
Population	1,698
Military (Active Duty)	834
Marine Corps	815
Navy	19
Army	0
Air Force	0
Coast Guard	0
Civilian	28
Appropriated Funds	28
Non-Appropriated Funds	0
Military Family Members	836
Retirees	N/A
Military	N/A
Civilian	N/A

Salaries	\$50,089,466
Military (Active Duty)	\$47,255,600
Civilian (Appropriated Funds)	\$2,833,866
Civilian (Non-Appropriated Funds)	-0-
Military Retirees	N/A
Civilian Retirees	N/A

Construction	\$1,889,233
Military Construction	-0-
Facilities Sustainment, Restoration, and Modernization	\$1,889,233
Non-Appropriated Funds	-0-
Miscellaneous	-0-

Materials, Supplies, and Services	\$1,799,430
Purchasing & Contracting	\$504,854
Supplies & Materials	\$639,165
Equipment	-0-
Communications, Rent, Utilities	\$655,411
Non-Appropriated Funds	-0-

Miscellaneous	\$1,413,865
Local Healthcare	-0-
Travel & Transportation of Personnel	\$22,629
Transportation of Things	\$257
Contributions	\$1,390,979
Concessionaire Revenue	-0-



Business Coalitions

- State Cabinet Councils (State Secretaries)
- Governor's Advisory Commissions on Military Affairs
- Commanders' Councils
- Working Lands Groups and Operational Partnerships
- Logistics Task Forces
- Farm and Forest Preservation Programs
- Renewable Energy Working Groups & Task Forces (wind, bio-fuel, solar)
- Southeast Regional Partnership for Planning and Sustainability
- Regional Cooperative Planning Groups
- Southeast Natural Resource Leaders Group
- Military Focused Task Forces
- Landscape Conservation Cooperatives
- Leadership Scholar Program
- South Atlantic Alliance

The organizations listed above are Non-Federal Entities. They are not specifically or exclusively endorsed by any component of the Federal Government including the Department of Defense, the United States Navy, or the United States Marine Corps.

Summary Impact by State

	Population	Economic
Florida	345	\$41,142,731
Georgia	13,517	\$1,524,094,087
North Carolina	172,934	\$7,019,302,267
South Carolina	29,665	\$1,068,233,083
Virginia	1,698	\$55,191,994
TOTAL	218,159	\$9,707,964,162

Notes:

- Economic information reflects Fiscal Year 2013 (1 October 2012 – 30 September 2013)
- Salaries reflect gross pay
- Funding categories reflect appropriated funds unless otherwise identified
- *Retiree population and Healthcare data specific to Marine Corps Air Facility, Quantico and Marine Corps Support Facility, Blount Island are not included due to the close proximity of other installations
- **MCLB Albany average salary excluding LOGCOM is approximately \$64K annually.

Designed and produced by MCIEAST-MCB CAMLEJ, Business Performance Office (910-451-3927)
 Published by MCIEAST-MCB CAMLEJ G-7, telephone (910) 449-9265



Marine Corps Installations East & Tenant Commands

HONOR - COURAGE - COMMITMENT

Semper Fidelis