

# MARINE CORPS INSTALLATIONS EAST



## ECONOMIC IMPACT

2021



## Marine Corps Installations East – Marine Corps Base Camp Lejeune

### Mission

Marine Corps Installations East – Marine Corps Base, Camp Lejeune (MCIEAST-MCB CAMLEJ) commands and controls assigned Marine Corps Installations to support the operating forces, tenant commands, military personnel, and families. MCIEAST also operates a training base that promotes the combat readiness of the operating forces and missions of other tenant commands by providing training venues, facilities, services, and support in order to be responsive to the needs of Marines, Sailors, and their families.

### Vision

MCIEAST will provide the operating forces and tenant commands with continuous, effective service and support to meet present and future joint and expeditionary warfare requirements.

## Message from the Commanding General

Marine Corps Installations East (MCIEAST) provides the Operating Forces and tenant commands with the highest quality of continuous, effective service and support to meet present and anticipated future joint and expeditionary warfare requirements. With installations located in North Carolina, South Carolina, Georgia and Florida, the geography of MCIEAST offers a unique combination of ocean, coastal, riverine inland, and airspace training areas making it a critical asset to our national defense foundation.

The MCIEAST region contributes billions of dollars to state and local economies through the operation and development of its installations. The Marine Corps remains a significant business enterprise and employer throughout the region by employing thousands of personnel across a wide range of sectors and funding dozens of military construction projects and defense contracts. This 2021 Economic Impact Brochure demonstrates how MCIEAST contributes to state and local economies.

As Federal, state, and local budgets continue to change, MCIEAST's dedication and commitment to local communities becomes even more critical and vital to economic growth. Partnerships with local communities and state governments have proven vital for sustaining and growing the military mission in the southeast. We are committed to maintaining these positive relationships which continue to provide both the Marine Corps and surrounding communities' mutual success.

Finally, at Camp Lejeune, the flagship installation of MCIEAST, we have embraced a central philosophy that truly underscores all that we do across the command. It's called "Make Ready." "Make Ready" is a preparatory command traditionally used at rifle ranges that tells shooters to load a round into the chamber and be prepared to engage their targets. Our bases and stations serve as those vital enablers that ensure our operational units are trained and ready to go downrange, fully prepared to execute missions across the globe. Our community partners are critical to our ability to "Make Ready" our bases, warfighters and their families and I sincerely thank you for being a part of this effort.

Semper Fidelis,

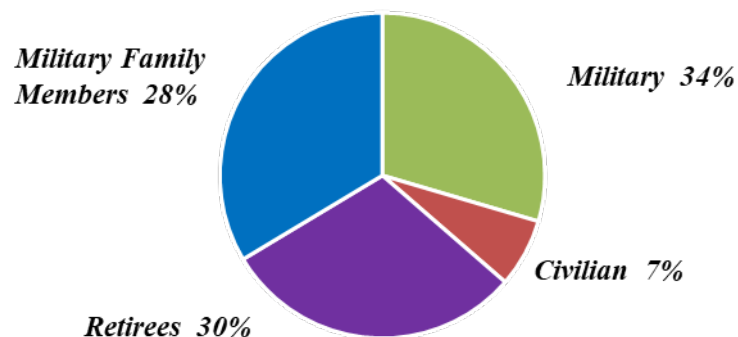
Andrew M. Niebel  
Brigadier General, U.S. Marine Corps



## Total Economic Impact of MCIEAST \$9,095,464,294

<b>Total Population</b>		<b>277,897</b>
<b>Military (Active Duty)</b>		<b>49,157</b>
Marine Corps	44,783	
Navy	3,875	
Army	33	
Air Force	88	
Coast Guard	378	
<b>Reserve/Guard</b>		<b>22,745</b>
<b>USCG Reserve</b>		<b>73</b>
<b>Civilian</b>		<b>15,598</b>
Appropriated	11,897	
	3,701	
Non-Appropriated (NAF)		
		<b>13,927</b>
<b>Permanent Contractors</b>		
		<b>76,870</b>
<b>Military Family Members</b>		
<b>Retirees</b>		<b>68,734</b>
Military	40,003	
Civilian	28,731	

<b>Salaries</b>	<b>\$5,883,853,432</b>
<b>Construction</b>	<b>\$374,328,379</b>
<b>Materials, Supplies, and Services</b>	<b>\$2,009,777,062</b>
<b>Healthcare</b>	<b>\$253,213,155</b>
<b>Concessions</b>	<b>\$400,620,565</b>
<b>Miscellaneous</b>	<b>\$163,363,100</b>
<b>Contributions</b>	<b>\$10,308,601</b>





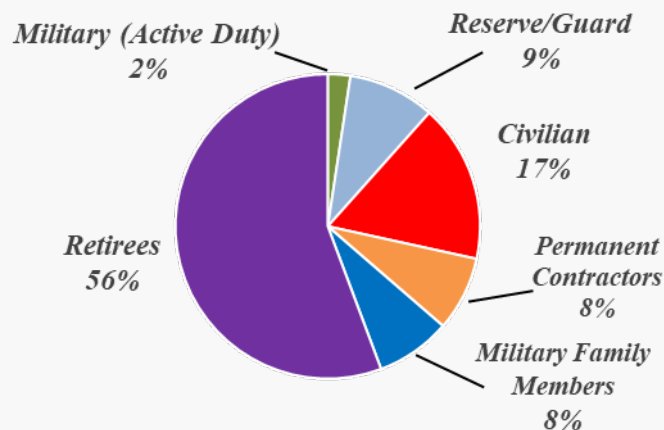
## Total Economic Impact

**\$1,258,221,038**

### Marine Corps Logistics Base Albany

**Commanding Officer: Colonel Michael J. Fitzgerald**

<b>Total Population</b>	<b>14,710</b>
<b>Military (Active Duty)</b>	<b>351</b>
Marine Corps	320
Navy	28
Army	3
Air Force	0
Coast Guard	0
<b>Reserve/Guard</b>	<b>1,355</b>
<b>Civilian</b>	<b>2,476</b>
Appropriated	2,337
Non-Appropriated (NAF)	139
<b>Permanent Contractors</b>	<b>1,165</b>
<b>Military Family Members</b>	<b>1,171</b>
<b>Retirees</b>	<b>8,192</b>
Military	3,673
Civilian	4,519



<b>Salaries</b>	<b>\$474,080,403</b>
Military (Active Duty)	\$19,271,640
Civilian (Appropriated Funds)	\$250,631,252
Civilian (Non-Appropriated Funds)	\$6,102,931
Military Retirees	\$82,706,001
Civilian Retirees	\$115,368,579
Average Military Salary	\$54,905
Average Civilian Salary	\$107,245
<b>Construction</b>	<b>\$23,691,489</b>
Facilities Sustainment, Restoration, and Modernization (MIR1/	\$22,074,210
Land and Structures (OC 320)	\$1,617,279
<b>Materials, Supplies, and Services</b>	<b>\$708,326,355</b>
Purchasing & Contracting	\$508,596,059
Supplies and Materials	\$119,655,035
Utilities	\$13,543,983
Equipment	\$59,819,370
Non-Appropriated Funds	\$6,711,908
<b>Miscellaneous</b>	<b>\$52,122,791</b>
Local Healthcare	\$26,326,595
Travel & Transportation	\$5,259,703
Transportation of Things	\$13,082,623
Contributions	\$1,060
Concessions Revenue	\$7,452,810

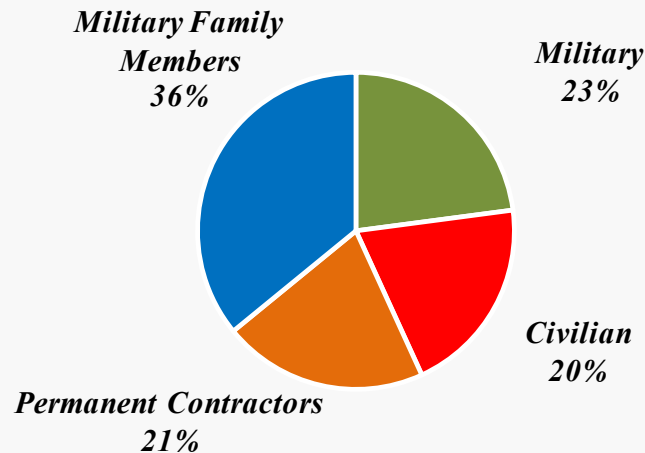




**Marine Corps Support Facility Blount Island**

**Commanding Officer: Colonel John S. Sattely**

<b>Total Population</b>		<b>1,325</b>
<b>Military (Active Duty)</b>		<b>104</b>
Marine Corps	93	
Navy	11	
Army	0	
Air Force	0	
Coast Guard	0	
<b>Civilian</b>		<b>193</b>
Appropriated	193	
Non-Appropriated (NAF)	0	
<b>Permanent Contractors</b>		<b>865</b>
<b>Military Family Members</b>		<b>163</b>



## Total Economic Impact

**\$232,192,648**

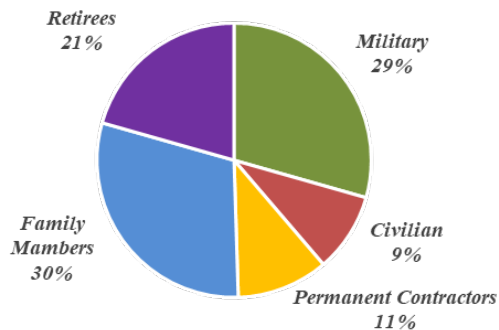
<b>Salaries</b>	<b>\$27,762,970</b>
Military (Active Duty)	\$8,245,466
BICCommand	\$7,543,483
Other Tenant	\$701,983
Civilian (Appropriated Funds)	\$19,517,504
Average Military Salary	73,089
Average Civilian Salary	96,942
<b>Construction</b>	<b>\$20,501,593</b>
Military Construction	\$0
Facilities Sustainment, Restoration,	\$17,693,671
MCCS	\$0
Miscellaneous	\$2,807,922
<b>Materials, Supplies, and Ser-</b>	<b>\$171,563,549</b>
Purchasing & Contracting	\$141,343,707
Supplies and Materials	\$29,249,943
Utilities	\$774,057
Equipment	\$195,752
<b>Miscellaneous</b>	<b>\$12,364,626</b>
Travel & Transportation	\$2,397,604
Transportation of Things	\$1,450,072
Contributions	\$5,380
Rental Payments	\$8,511,570



**The State of North Carolina**  
**Marine Corps Base Camp Lejeune**  
**Marine Corps Air Station New River**  
**Marine Corps Air Station Cherry Point**

**Total Economic Impact**  
**\$6,012,993,392**

<b>Total Population</b>		<b>176,192</b>
<b>Military (Active Duty)</b>		<b>49,157</b>
Marine Corps	45,575	
Navy	3,725	
Army	28	
Air Force	61	
Coast Guard	378	
		<b>12,857</b>
<b>Reserve/Guard</b>		
<b>USCG Reserve</b>		<b>73</b>
<b>Civilian</b>		<b>15,598</b>
Appropriated	8,402	
Non-Appropriated (NAF)	2,643	
<b>Permanent Contractors</b>		<b>18,038</b>
<b>Military Family Members</b>		<b>49,980</b>
<b>Retirees</b>		<b>34,432</b>
Military	20,670	
Civilian	13,762	



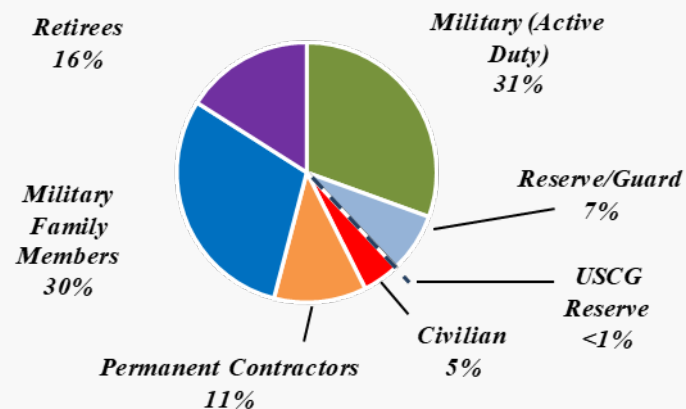
<b>Salaries</b>	<b>\$4,172,396,535</b>
Military (Active Duty)	\$2,076,930,703
Civilian (Appropriated Funds)	\$875,759,735
Civilian (Non-Appropriated Funds)	\$113,703,116
Military Retirees	\$674,426,929
Civilian Retirees	\$431,576,052
<b>Construction</b>	<b>\$254,039,928</b>
Military Construction	\$44,090,245
Facilities Sustainment, Restoration and Modernization (M1R1/M2R2)	\$155,815,005
Land and Structures	\$32,596,794
Naval Hospital	\$21,537,884
<b>Materials, Supplies, and Services</b>	<b>\$987,537,626</b>
Purchasing & Contracting	\$367,551,919
Supplies and Materials	\$346,865,829
Utilities	\$33,648,410
Equipment	\$39,711,926
Non-Appropriated Funds	\$199,767,941
<b>Miscellaneous</b>	<b>\$599,010,904</b>
Local Healthcare	\$172,284,677
Travel & Transportation	\$16,312,373
Transportation of Things	\$77,072,148
Contributions	\$9,925,602
Concession Revenue	\$323,416,104



## Marine Corps Base Camp Lejeune

Commanding General: Brigadier General Andrew M. Niebel

<b>Total Population</b>	<b>120,968</b>
<b>Military (Active Duty)</b>	<b>36,948</b>
Marine Corps	33,448
Navy	3,098
Army	22
Air Force	2
Coast Guard	336
<b>Reserve/Guard</b>	<b>8,965</b>
<b>USCG Reserve</b>	<b>73</b>
<b>Civilian</b>	<b>5,496</b>
Appropriated	3,404
Non-Appropriated (NAF)	2,092
<b>Permanent Contractors</b>	<b>13,927</b>
<b>Military Family Members</b>	<b>36,215</b>
<b>Retirees</b>	<b>19,344</b>
Military	12,503
Civilian	6,841



## Total Economic Impact

**\$3,264,264,802**

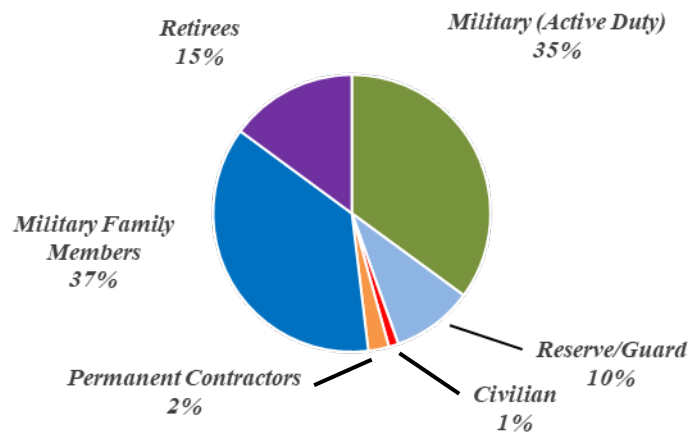
<b>Salaries</b>	<b>\$2,565,923,353</b>
Military (Active Duty)	\$1,579,417,117
Civilian (Appropriated Funds)	\$286,609,722
Civilian (Non-Appropriated Funds)	\$81,615,919
Military Retirees	\$407,638,326
Civilian Retirees	\$210,642,269
Average Military Salary	35,917
Average Civilian Salary	83,058
<b>Construction</b>	<b>\$121,153,551</b>
Military Construction	\$17,074,860
Facilities Sustainment, Restoration, and Modernization (M1R1/M2R2)	\$58,273,032
MCCS	0
Land and Structures	\$28,805,659
Naval Hospital	\$20,000,000
<b>Materials, Supplies, and Services</b>	<b>\$362,537,855</b>
Purchasing & Contracting	\$178,253,857
Supplies and Materials	\$13,854,932
Utilities	\$27,343,228
Equipment	\$10,106,704
Non-Appropriated Funds	\$132,979,134
<b>Miscellaneous</b>	<b>\$214,650,043</b>
Local Healthcare	\$72,032,248
Travel & Transportation	\$4,775,497
Transportation of Things	\$289,449
Contributions	\$5,859,150
Concession Revenue	\$131,693,699



## Marine Corps Air Station New River

Commanding Officer: Colonel Garth W. Burnett

<b>Total Population</b>	<b>17,070</b>
<b>Military (Active Duty)</b>	<b>5,987</b>
Marine Corps	5,660
Navy	268
Air Force	59
<b>Reserve/Guard</b>	<b>1,619</b>
<b>Civilian</b>	<b>193</b>
Appropriated	174
Non-Appropriated (NAF)	19
<b>Permanent Contractors</b>	<b>411</b>
<b>Military Family Members</b>	<b>6,319</b>
<b>Retirees</b>	<b>2,541</b>
Military	2,181
Civilian	360



## Total Economic Impact

### \$450,188,224

<b>Salaries</b>	<b>\$349,560,592</b>
Military (Active Duty)	\$230,179,238
Civilian (Appropriated Funds)	\$37,505,660
Civilian (Non-Appropriated Funds)	\$9,480,509
Military Retirees	\$61,308,750
Civilian Retirees	\$11,086,435
Average Military Salary	\$38,447
Average Civilian Salary	\$97,330
<b>Construction</b>	<b>\$15,539,900</b>
Military Construction	\$4,711,297
Facilities Sustainment, Restoration, and Modernization (M1R1/M2R2)	\$10,828,603
<b>Materials, Supplies, and Services</b>	<b>\$24,743,865</b>
Purchasing & Contracting	\$1,599,823
Supplies and Materials	\$622,934
Utilities	\$65,003
Equipment	\$97,010
Non-Appropriated Funds	\$18,151,992
<b>Miscellaneous</b>	<b>\$60,343,867</b>
Local Healthcare	\$18,921,466
Travel & Transportation	\$73,140
Transportation of Things	\$1,740
Contributions	\$1,483,375
Concessionaire Revenue	\$39,864,146

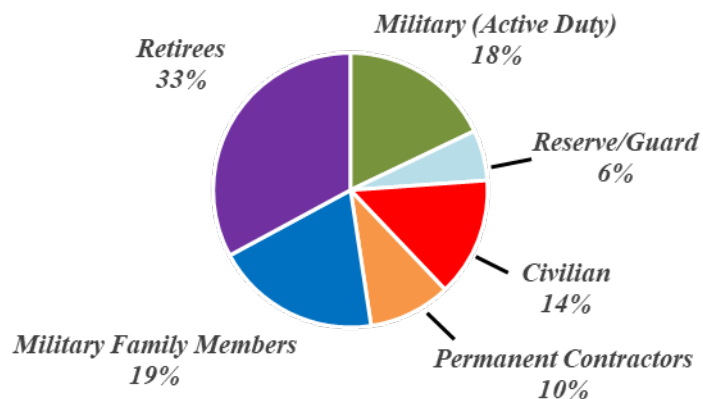




## Marine Corps Air Station Cherry Point

**Commanding Officer: Colonel Brendan Burks**

<b>Total Population</b>	<b>38,154</b>
<b>Military (Active Duty)</b>	<b>6832</b>
Marine Corps	6,467
Navy	359
Army	6
<b>Reserve/Guard</b>	<b>2,273</b>
<b>Civilian</b>	<b>5,356</b>
Appropriated	4,824
Non-Appropriated (NAF)	632
<b>Permanent Contractors</b>	<b>3,700</b>
<b>Military Family Members</b>	<b>7,446</b>
<b>Retirees</b>	<b>12,547</b>
Military	5986
Civilian	6,561



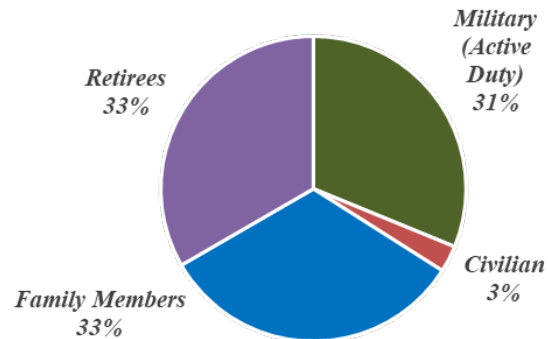
## Total Economic Impact \$2,191,991,290

<b>Salaries</b>	<b>\$1,256,921,208</b>
Military (Active Duty)	\$267,334,348
Civilian (Appropriated Funds)	\$551,644,353
Military Retirees	\$205,479,853
Civilian Retirees	\$209,847,348
NAF Civilian Payroll	\$22,606,688
NAF Contract Payroll	\$8,398
Average Military Salary	\$38,984
Average Civilian Salary	\$114,354
<b>Construction</b>	<b>\$117,346,477</b>
Military Construction	\$22,304,088
Facilities Sustainment, Restoration, and Modernization (M1R1/M2R2)	\$86,713,370
Land and Structures (OC 320)	\$6,791,135
Naval Hospital	\$1,537,884
<b>Materials, Supplies, and Services</b>	<b>\$600,255,907</b>
Purchasing & Contracting	\$181,311,772
Supplies and Materials	\$332,151,959
Utilities	\$6,208,934
Equipment	\$29,353,064
Non-Appropriated Funds	\$44,230,177
<b>Miscellaneous</b>	<b>\$217,467,919</b>
Local Healthcare	\$81,330,963
Travel & Transportation	\$11,463,736
Transportation of Things	\$76,780,959
Contributions	\$2,583,077
Concessionaire Revenue	\$45,309,184



**The State of South Carolina**  
**Marine Corps Air Station Beaufort**  
**Marine Corps Recruit Depot Parris Island**

<b>Total Population</b>		<b>86,835</b>
<b>Military (Active Duty)</b>		<b>24,427</b>
Marine Corps	24,287	
Navy	111	
Army	2	
Air Force	27	
Coast Guard	378	
		<b>1,355</b>
<b>Reserve/Guard</b>		<b>1,884</b>
<b>Civilian</b>		
Appropriated	965	
Non-Appropriated (NAF)	919	
		<b>325</b>
<b>Permanent Contractors</b>		<b>325</b>
<b>Military Family Members</b>		<b>25,556</b>
<b>Retirees</b>		<b>26,110</b>
Military	15,660	
Civilian	10,450	



**Total Economic Impact**  
**\$1,592,057,216**

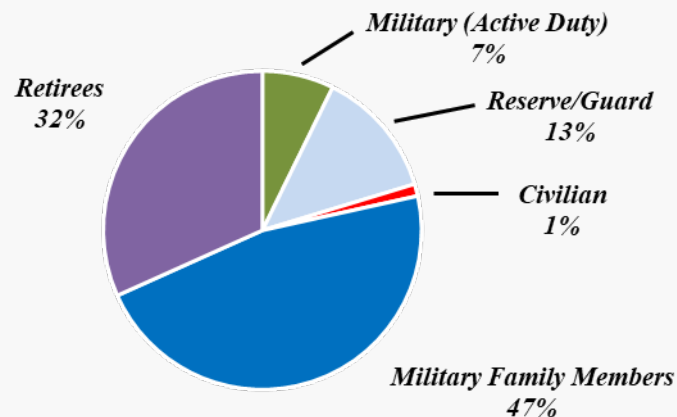
<b>Salaries</b>	<b>\$1,209,613,524</b>
Military (Active Duty)	\$344,531,906
Civilian (Appropriated Funds)	\$109,350,736
Civilian (Non-Appropriated Funds)	\$27,900,120
Military Retirees	\$405,901,690
Civilian Retirees	\$321,929,072
<b>Construction</b>	<b>\$76,095,369</b>
Military Construction	\$22,172,000
Facilities Sustainment, Restoration and Modernization (M1R1/M2R2)	\$43,168,648
Land and Structures	\$10,754,721
<b>Materials, Supplies, and Services</b>	<b>\$142,341,224</b>
Purchasing & Contracting	\$69,451,159
Supplies and Materials	\$5,349,914
Utilities	\$13,250,057
Equipment	\$4,610,349
Non-Appropriated Funds	\$49,647,124
<b>Miscellaneous</b>	<b>\$164,007,099</b>
Local Healthcare	\$54,601,883
Travel & Transportation	\$2,392,088
Transportation of Things	\$62,108
Contributions	\$29,746,559
Concession Revenue	\$77,204,461



## Marine Corps Air Station Beaufort

Commanding Officer: Colonel Karl R Arbogast

<b>Total Population</b>	<b>46,692</b>
<b>Military (Active Duty)</b>	<b>3,355</b>
Marine Corps	3,217
Navy	111
Army	0
Air Force	27
Coast Guard	0
<b>Reserve/Guard</b>	<b>6,009</b>
<b>USCG Reserve</b>	<b>0</b>
<b>Civilian</b>	<b>908</b>
Appropriated	557
Non-Appropriated (NAF)	343
<b>Permanent Contractors</b>	<b>237</b>
<b>Military Family Members</b>	<b>21,561</b>
<b>Retirees</b>	<b>14,622</b>
Military	9,083
Civilian	5,539



## Total Economic Impact

**\$826,425,874**

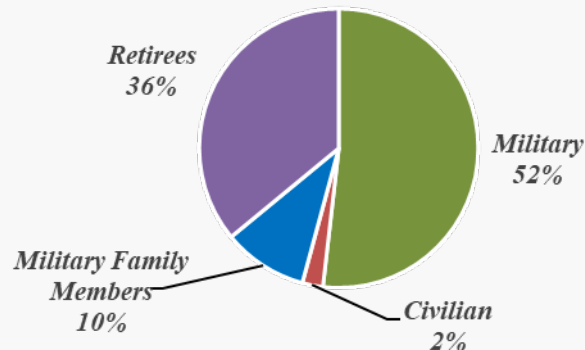
<b>Salaries</b>	<b>\$648,191,753</b>
Military (Active Duty)	\$147,051,967
Civilian (Appropriated Funds)	\$72,493,816
Civilian (Non-Appropriated Funds)	\$15,243,379
Military Retirees	\$235,422,980
Civilian Retirees	\$177,731,675
NAF Contract Payroll	\$247,936
Average Military Salary	\$43,831
Average Civilian Salary	\$92,311
<b>Construction</b>	<b>\$48,162,318</b>
Military Construction	\$22,172,000
Facilities Sustainment, Restoration, and Modernization (M1R1/M2R2)	\$24,863,751
Land and Structures (OC 320)	\$1,126,567
<b>Materials and Supplies</b>	<b>\$69,953,327</b>
Purchasing and Contracting	\$45,771,932
Supplies and Materials	\$2,980,683
Utilities	\$4,921,297
Equipment	\$1,688,957
Non-Appropriated Funds	\$14,590,458
<b>Miscellaneous</b>	<b>\$60,118,476</b>
Local Healthcare	\$40,618,441
Travel & Transportation	\$1,258,152
Transportation of Things	\$4,836
Contributions	\$355,358
Concessions Revenue	\$17,881,689



## Marine Corps Recruit Depot Parris Island

Commanding Officer: Brigadier General Walker M. Field

<b>Total Population</b>		<b>21,072</b>
<b>Military (Active Duty)</b>		<b>21,072</b>
Marine Corps	21,070	
Navy	0	
Army	2	
Air Force	0	
Coast Guard	0	
<b>Reserve/Guard</b>		<b>2,524</b>
<b>Civilian</b>		<b>976</b>
Appropriated	400	
Non-Appropriated (NAF)	576	
<b>Permanent Contractors</b>		<b>88</b>
<b>Military Family Mem- bers</b>		<b>3,995</b>
<b>Retirees</b>		<b>14,622</b>
Military	6,577	
Civilian	4,911	



## Total Economic Impact

**\$765,631,343**

<b>Salaries</b>	<b>\$561,454,392</b>
Military (Active Duty)	\$197,479,939
Civilian (Appropriated Funds)	\$36,856,920
Civilian (Non-Appropriated Funds)	\$12,408,805
Military Retirees	\$170,478,710
Civilian Retirees	\$144,197,397
NAF Contract Payroll	\$32,621
Average Military Salary	\$43,831
Average Civilian Salary	\$92,311
<b>Construction</b>	<b>\$27,933,051</b>
Military Construction	\$0
Facilities Sustainment, Restoration, and	\$18,304,897
Land and Structures (OC 320)	\$9,628,154
<b>Materials and Supplies</b>	<b>\$72,355,277</b>
Purchasing and Contracting	\$23,679,227
Supplies and Materials	\$2,369,231
Utilities	\$8,328,760
Equipment	\$2,921,392
Non-Appropriated Funds	\$35,056,667
<b>Miscellaneous</b>	<b>\$103,888</b>
Local Healthcare	\$13,983,442
Travel & Transportation	\$1,133,936
Transportation of Things	\$57,272
Contributions	\$29,391,201
Concessions Revenue	\$59,322,772



## Summary Impact by State

	Population	Economic
Florida	1,325	<b>\$232,192,648</b>
Georgia	14,710	<b>\$1,427,366,238</b>
North Carolina	176,192	<b>\$6,012,993,392</b>
South Carolina	86,835	<b>\$1,592,057,216</b>



Photo by Cpl. Neysa Huertas Quinones, MCAS Cherry Point

### Notes:

- Economic information reflects Fiscal Year 2021 (1 October 2020 – 30 September 2021).
- Salaries reflect gross pay.
- MCRD Parris Island's economic impact is included in the MCIEAST total.
- Funding categories reflect appropriated funds unless otherwise identified.
- Retiree population and Healthcare data specific to MCSF Blount Island are not included due to the close proximity of other military installations.

## Community Partnerships

- State Cabinet Councils (State Secretaries)
- Governor's Advisory Commissions on Military Affairs
- Commanders' Councils
- Working Lands Groups and Partnerships
- Logistics Task Forces
- Farm and Forest Preservation Programs
- Renewable Energy Working Groups & Task Forces
- Southeast Regional Partnership for Planning and Sustainability (SERPPAS)
- Cooperative Planning Groups
- Southeast Natural Resource Leaders Group
- Military Focused Task Forces
- Landscape Conservation Cooperatives
- Leadership Scholar Program
- Regional Airport & Airspace Associations
- Economic Impact Committees
- County/Municipality Planning Committees
- Legislative Working Groups
- Conservation Forums

# Installations of Impact



Marine Corps Support Facility  
Blount Island  
Jacksonville, Florida



Marine Corps Logistics Base  
Albany, Georgia



Marine Corps Base  
Camp Lejeune  
Jacksonville, North Carolina



Marine Corps Air Station  
New River  
Jacksonville, North Carolina



Marine Corps Air Station  
Cherry Point  
Havelock, North Carolina



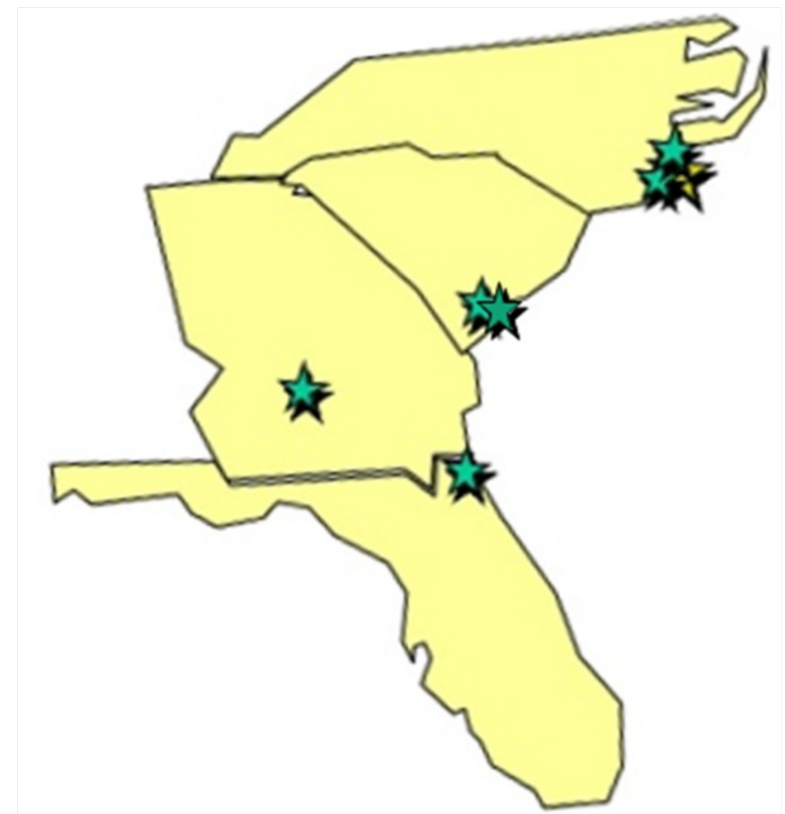
Marine Corps Air Station  
Beaufort, South Carolina




Marine Corps Recruit Depot  
Parris Island, South Carolina

For more information on MCIEAST or the  
Economic Impact Report, visit our website:

[www.mcieast.marines.mil](http://www.mcieast.marines.mil)



*Designed and produced by MCIEAST-MCB CAMLEJ Combat Camera and G-7  
telephone (910) 449-9265*



**HONOR - COURAGE - COMMITMENT**  
**SEMPER FIDELIS**

