

MARINE CORPS INSTALLATIONS EAST



HONOR - COURAGE - COMMITMENT
SEMPER FIDELIS

ECONOMIC IMPACT
2015



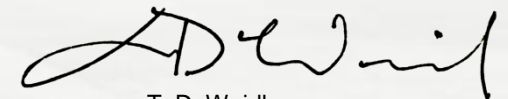
Message from the Commanding General

As our nation's longest sustained period of combat comes to an end, Marine Corps Installations East (MCIEAST) continues to enable Expeditionary Forces to respond to conflicts, contingencies, and crises around the globe. Although our fiscal pressures have intensified, we continue to provide the most effective support to our tenants in the areas of training, readiness generation, and force projection for ground, logistics, and aviation forces. Our installations enable all branches of the military, their family members, retirees, civilian employees, other government agencies, and contractors who greatly impact the economic health of our local communities and the states in which they are located.

In fiscal year 2015, Marine Corps Air Facility Quantico was realigned to Marine Corps Installations National Capital Region; therefore, their economic value is no longer included in this brochure. Noticeable reductions are demonstrated in most categories of their lost impact to MCIEAST. Another noticeable change includes the addition of Marine Corps Recruit Depot Parris Island (MCRD PI). MCRD PI does not report to MCIEAST; however, the Marine Corps' economic impact is vital to the State of South Carolina, and as such, their value is demonstrated along with Marine Corps Air Station Beaufort.

MCIEAST continued to experience substantial fiscal challenges as in past years; more than \$8.5 billion dollars in economic impact was provided to the states of Florida, Georgia, North Carolina, and South Carolina. Active duty and retired military, as well as currently employed and retired civilians' wages, totaled more than \$5.2 billion dollars. This contributed significantly to the economic well-being of the states and local communities who support each of these installations. Local communities consisting of area businesses, vendors, and contractors were bolstered through construction contracts totaling over \$477 million dollars through the purchase of materials, supplies, and services adding additional revenue into these economies.

As our Federal, state, and local budgets continue to narrow, our dedication and commitment to our local communities surrounding our installations becomes even more critical and vital to their economic growth. Our partnerships with state and local communities have been a catalyst for the Corps' dominance in warfighting excellence. We shall remain resolute together on this path, maintaining these positive relationships which generate economic impact for our state and local communities.



T. D. Weidley

Brigadier General, U.S. Marine Corps



Marine Corps Installations East – Marine Corps Base Camp Lejeune

Mission

Marine Corps Installations East – Marine Corps Base, Camp Lejeune (MCIEAST) commands and controls assigned Marine Corps Installations to support the operating forces, tenant commands, military personnel, and families. MCIEAST also operates a training base that promotes the combat readiness of the operating forces and missions of other tenant commands by providing training venues, facilities, services, and support in order to be responsive to the needs of Marines, Sailors, and their families.

Vision

MCIEAST will provide the operating forces and tenant commands with continuous, effective service and support to meet present and future joint and expeditionary warfare requirements.

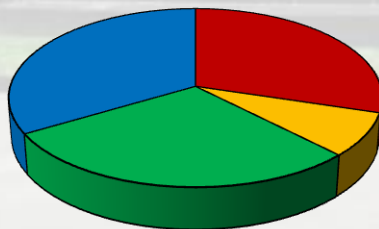


Total Economic Impact of MCIEAST

\$8,515,530,430

Population	190,352
Military (Active Duty)	56,547
Marine Corps	52,243
Navy	4,034
Army	36
Air Force	14
Coast Guard	220
Civilian	15,043
Appropriated Funds	11,058
Non-Appropriated Funds	3,985
Military Family Members	63,725
Retirees	55,037
Military	32,802
Civilian	22,235

Military Family Members 33%



Military 30%

Civilian 8%

Retirees 29%

Salaries	\$5,254,273,471
Military (Active Duty)	\$2,628,294,375
Civilian (Appropriated Funds)	\$974,056,799
Civilian (Non-Appropriated Funds)	\$141,817,528
Military Retirees	\$857,317,824
Civilian Retirees	\$652,786,945

Construction	\$477,082,004
Military Construction	\$183,237,939
Facilities Sustainment, Restoration, and Modernization	\$217,862,983
Non-Appropriated Funds	\$0
Miscellaneous	\$75,981,082

Materials, Supplies, and Services	\$2,074,059,741
Purchasing & Contracting	\$1,068,494,507
Supplies & Materials	\$715,594,679
Equipment	\$30,605,249
Communications, Rent, Utilities	\$39,879,650
Non-Appropriated Funds	\$219,485,656

Miscellaneous	\$710,115,214
Local Healthcare	\$313,514,741
Travel & Transportation of Personnel	\$61,599,980
Transportation of Things	\$38,527,457
Contributions	\$9,483,049
Concessionaire Revenue	\$286,989,987



Total Economic Impact

\$46,824,110

Marine Corps Support Facility Blount Island

Commanding Officer: Colonel Brian G. Hughes

Salaries	\$21,685,230
Military (Active Duty)	\$8,003,908
Civilian (Appropriated Funds)	\$13,681,322
Civilian (Non-Appropriated Funds)	\$0
Military Retirees	\$0
Civilian Retirees	\$0

Average Military Salary	\$85,148
Average Civilian Salary	\$95,009

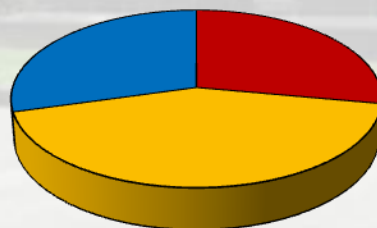
Population	337
Military (Active Duty)	94
Marine Corps	82
Navy	12
Army	0
Air Force	0
Coast Guard	0
Civilian	144
Appropriated Funds	144
Non-Appropriated Funds	0
Military Family Members	99
Retirees	0
Military	0
Civilian	0

Construction	\$15,035,498
Military Construction	\$0
Facilities Sustainment, Restoration, and Modernization	\$15,035,498
Non-Appropriated Funds	\$0
Miscellaneous	\$0

Materials, Supplies, and Services	\$8,527,259
Purchasing & Contracting	\$7,103,273
Supplies & Materials	\$198,965
Equipment	\$0
Communications, Rent, Utilities	\$1,225,021
Non-Appropriated Funds	\$0

Miscellaneous	\$1,576,123
Local Healthcare	\$0
Travel & Transportation of Personnel	\$40,690
Transportation of Things	\$0
Contributions	\$1,535,433
Concessionaire Revenue	\$0

Military Family Members 29%



Military 28%

Civilian 43%



Total Economic Impact

\$1,490,826,628

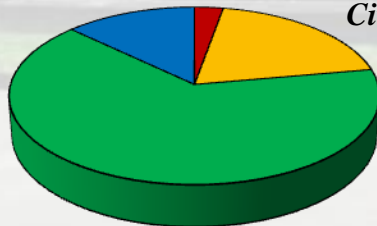
Marine Corps Logistics Base Albany
Commanding Officer: Colonel James C. Carroll III

Population	12,565
Military (Active Duty)	355
Marine Corps	319
Navy	33
Army	3
Air Force	0
Coast Guard	0
Civilian	2,435
Appropriated Funds	2,273
Non-Appropriated Funds	162
Military Family Members	1,630
Retirees	8,145
Military	3,853
Civilian	4,292

Military Family Members 13%

Military 3%

Civilian 19%



Retirees 65%


Salaries	\$454,473,565
Military (Active Duty)	\$23,187,235
Civilian (Appropriated Funds)	\$231,639,380
Civilian (Non-Appropriated Funds)	\$5,934,550
Military Retirees	\$87,472,620
Civilian Retirees	\$106,239,780

Average Military Salary	\$65,316
Average Civilian Salary	\$101,909

Construction	\$57,314,050
Military Construction	\$4,929,012
Facilities Sustainment, Restoration, and Modernization	\$46,103,376
Non-Appropriated Funds	\$0
Miscellaneous	\$6,281,662

Materials, Supplies, and Services	\$937,788,084
Purchasing & Contracting	\$851,703,544
Supplies & Materials	\$70,697,920
Equipment	\$268,423
Communications, Rent, Utilities	\$9,201,045
Non-Appropriated Funds	\$5,917,152

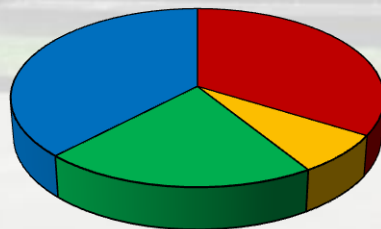
Miscellaneous	\$41,250,929
Local Healthcare	\$31,885,644
Travel & Transportation of Personnel	\$3,199,382
Transportation of Things	\$87,576
Contributions	\$279,639
Concessionaire Revenue	\$5,798,688



The State of North Carolina
Marine Corps Base Camp Lejeune
Marine Corps Air Station New River
Marine Corps Air Station Cherry Point

Population	155,338
Military (Active Duty)	52,479
Marine Corps	48,330
Navy	3,882
Army	33
Air Force	14
Coast Guard	220
Civilian	11,322
Appropriated Funds	8,133
Non-Appropriated Funds	3,189
Military Family Members	58,676
Retirees	32,861
Military	20,145
Civilian	12,716

Military Family Members 38%



Military 34%

Civilian 7%

Retirees 21%

Total Economic Impact
\$6,121,270,466

Salaries	\$4,149,132,389
Military (Active Duty)	\$2,424,525,286
Civilian (Appropriated Funds)	\$686,752,014
Civilian (Non-Appropriated Funds)	\$112,145,342
Military Retirees	\$543,422,795
Civilian Retirees	\$382,286,952
Construction	\$355,133,444
Military Construction	\$143,769,758
Facilities Sustainment, Restoration, and Modernization	\$130,119,957
Naval Hospital	\$11,544,309
Miscellaneous	\$69,699,420
Materials, Supplies, and Services	\$1,046,692,220
Purchasing & Contracting	\$182,226,579
Supplies & Materials	\$642,480,987
Equipment	\$28,414,650
Communications, Rent, Utilities	\$22,614,013
Non-Appropriated Funds	\$170,955,991
Miscellaneous	\$570,312,413
Local Healthcare	\$238,131,576
Travel & Transportation of Personnel	\$58,111,783
Transportation of Things	\$38,261,823
Contributions	\$6,407,871
Concessionaire Revenue	\$229,399,360



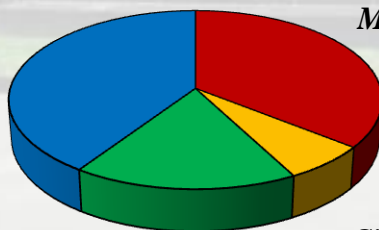
Total Economic Impact

\$3,544,598,718

Marine Corps Base Camp Lejeune
Commanding General: Brigadier General T. D. Weidley

Population	100,512
Military (Active Duty)	36,178
Marine Corps	32,603
Navy	3,321
Army	31
Air Force	3
Coast Guard	220
Civilian	5,681
Appropriated Funds	3,349
Non-Appropriated Funds	2,332
Military Family Members	41,154
Retirees	17,499
Military	11,330
Civilian	6,169

Military Family Members 41%



Military 36%

Civilian 6%

Retirees 17%

Salaries	\$2,518,811,893
Military (Active Duty)	\$1,701,038,561
Civilian (Appropriated Funds)	\$247,328,194
Civilian (Non-Appropriated Funds)	\$85,545,325
Military Retirees	\$303,208,510
Civilian Retirees	\$181,691,303

Average Military Salary	\$47,019
Average Civilian Salary	\$73,851

Construction	\$221,590,441
Military Construction	\$83,885,866
Facilities Sustainment, Restoration, and Modernization	\$75,344,479
Naval Hospital	\$11,310,725
Miscellaneous	\$51,049,371

Materials, Supplies, and Services	\$430,705,133
Purchasing & Contracting	\$116,399,251
Supplies & Materials	\$155,583,535
Equipment	\$3,998,718
Communications, Rent, Utilities	\$14,086,937
Non-Appropriated Funds	\$140,636,692

Miscellaneous	\$373,491,251
Local Healthcare	\$129,544,548
Travel & Transportation of Personnel	\$40,554,378
Transportation of Things	\$12,775,973
Contributions	\$4,336,782
Concessionaire Revenue	\$186,279,570



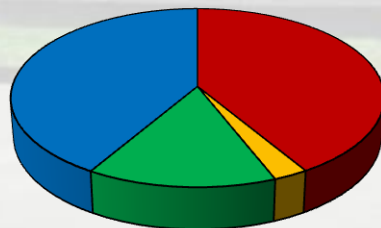
Total Economic Impact

\$512,556,640

Marine Corps Air Station New River
Commanding Officer: Colonel Timothy M. Salmon

Population	17,523
Military (Active Duty)	7,240
Marine Corps	7,073
Navy	156
Army	0
Air Force	11
Coast Guard	0
Civilian	468
Appropriated Funds	239
Non-Appropriated Funds	229
Military Family Members	7,263
Retirees	2,552
Military	2,158
Civilian	394

Military Family Members 41%



Retirees 15% Civilian 3%

Salaries	\$415,407,151
Military (Active Duty)	\$324,251,400
Civilian (Appropriated Funds)	\$16,094,420
Civilian (Non-Appropriated Funds)	\$5,710,012
Military Retirees	\$57,754,002
Civilian Retirees	\$11,597,317

Average Military Salary	\$44,786
Average Civilian Salary	\$67,341

Construction	\$61,041,021
Military Construction	\$38,183,543
Facilities Sustainment, Restoration, and Modernization	\$12,485,478
Non-Appropriated Funds	\$0
Miscellaneous	\$10,372,000

Materials, Supplies, and Services	\$7,878,302
Purchasing & Contracting	\$1,213,334
Supplies & Materials	\$841,831
Equipment	\$101,961
Communications, Rent, Utilities	\$3,606,616
Non-Appropriated Funds	\$2,114,560

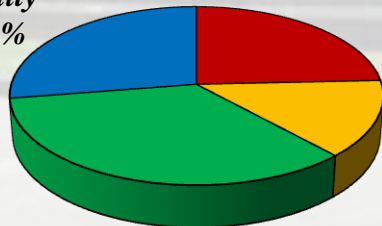
Miscellaneous	\$28,230,166
Local Healthcare	\$22,154,159
Travel & Transportation of Personnel	\$62,730
Transportation of Things	\$1,943
Contributions	\$313,438
Concessionaire Revenue	\$5,697,896



Marine Corps Air Station Cherry Point
Commanding Officer: Colonel Chris Pappas III

Population	37,303
Military (Active Duty)	9,061
Marine Corps	8,654
Navy	405
Army	2
Air Force	0
Coast Guard	0
Civilian	5,173
Appropriated Funds	4,545
Non-Appropriated Funds	628
Military Family Members	10,259
Retirees	12,810
Military	6,657
Civilian	6,153

Military Family Members 28%



Retirees 34%

Military 24%

Civilian 14%

Total Economic Impact
\$2,064,115,108

Salaries	\$1,214,913,346
Military (Active Duty)	\$399,235,326
Civilian (Appropriated Funds)	\$423,329,400
Civilian (Non-Appropriated Funds)	\$20,890,005
Military Retirees	\$182,460,283
Civilian Retirees	\$188,998,332

Average Military Salary	\$44,061
Average Civilian Salary	\$93,142

Construction	\$72,501,982
Military Construction	\$21,700,349
Facilities Sustainment, Restoration, and Modernization	\$42,290,000
Naval Hospital	\$233,584
Miscellaneous	\$8,278,049

Materials, Supplies, and Services	\$608,108,785
Purchasing & Contracting	\$64,613,994
Supplies & Materials	\$486,055,621
Equipment	\$24,313,971
Communications, Rent, Utilities	\$4,920,460
Non-Appropriated Funds	\$28,204,739

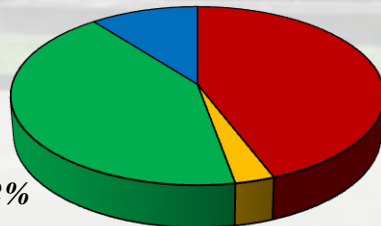
Miscellaneous	\$168,590,995
Local Healthcare	\$86,432,869
Travel & Transportation of Personnel	\$17,494,675
Transportation of Things	\$25,483,906
Contributions	\$1,757,651
Concessionaire Revenue	\$37,421,894



The State of South Carolina
Marine Corps Air Station Beaufort
Marine Corps Recruit Depot Parris Island

Population	54,033
Military (Active Duty)	23,822
Marine Corps	23,381
Navy	436
Army	5
Air Force	0
Coast Guard	0
Civilian	1,652
Appropriated Funds	1,018
Non-Appropriated Funds	634
Military Family Members	5,715
Retirees	22,844
Military	13,340
Civilian	9,504

Military Family Members 11%



Retirees 42%

Civilian 3%

Total Economic Impact
\$1,434,203,148

Salaries	\$1,095,205,732
Military (Active Duty)	\$348,871,367
Civilian (Appropriated Funds)	\$80,877,541
Civilian (Non-Appropriated Funds)	\$23,737,636
Military Retirees	\$343,064,256
Civilian Retirees	\$298,654,932
Construction	\$70,177,202
Military Construction	\$30,173,174
Facilities Sustainment, Restoration, and Modernization	\$40,004,028
Non-Appropriated Funds	\$0
Miscellaneous	\$0
Materials, Supplies, and Services	\$97,664,606
Purchasing & Contracting	\$30,717,155
Supplies & Materials	\$6,473,056
Equipment	\$2,618,288
Communications, Rent, Utilities	\$15,243,594
Non-Appropriated Funds	\$42,612,513
Miscellaneous	\$171,155,608
Local Healthcare	\$116,742,598
Travel & Transportation of Personnel	\$1,131,451
Transportation of Things	\$215,315
Contributions	\$1,274,305
Concessionaire Revenue	\$51,791,939



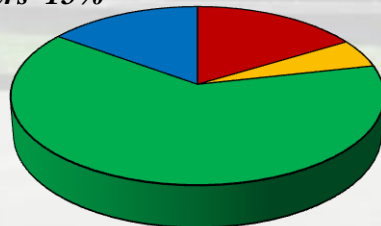
Marine Corps Air Station Beaufort
Commanding Officer: Colonel Peter D. Buck

Population		22,112
Military (Active Duty)		3,619
Marine Corps	3,512	
Navy	107	
Army	0	
Air Force	0	
Coast Guard	0	
Civilian		1,142
Appropriated Funds	508	
Non-Appropriated Funds	634	
Military Family Members		3,320
Retirees		14,031
Military	8,804	
Civilian	5,227	

Military Family Members 15%

Military 16%

Civilian 5%



Retirees 64%

Total Economic Impact
\$856,609,226

Salaries	\$628,982,286
Military (Active Duty)	\$172,577,945
Civilian (Appropriated Funds)	\$41,984,083
Civilian (Non-Appropriated Funds)	\$23,737,636
Military Retirees	\$226,422,409
Civilian Retirees	\$164,260,213

Average Military Salary	\$47,687
Average Civilian Salary	\$82,646

Construction	\$49,599,012
Military Construction	\$22,994,860
Facilities Sustainment, Restoration, and Modernization	\$26,604,152
Non-Appropriated Funds	\$0
Miscellaneous	\$0

Materials, Supplies, and Services	\$81,052,178
Purchasing & Contracting	\$27,461,111
Supplies & Materials	\$2,216,807
Equipment	\$1,922,176
Communications, Rent, Utilities	\$6,839,571
Non-Appropriated Funds	\$42,612,513

Miscellaneous	\$96,975,750
Local Healthcare	\$43,497,521
Travel & Transportation of Personnel	\$248,125
Transportation of Things	\$178,058
Contributions	\$1,260,107
Concessionaire Revenue	\$51,791,939



Total Economic Impact

\$577,593,922

Marine Corps Recruit Depot Parris Island

Commanding Officer: Brigadier General Terry V. Williams

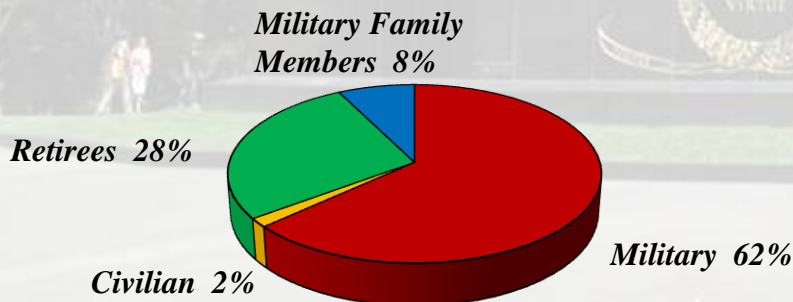
Population	31,921
Military (Active Duty)	20,203
Marine Corps	19,869
Navy	329
Army	5
Air Force	0
Coast Guard	0
Civilian	510
Appropriated Funds	510
Non-Appropriated Funds	0
Military Family Members	2,395
Retirees	8,813
Military	4,536
Civilian	4,277

Salaries	\$466,223,446
Military (Active Duty)	\$176,293,422
Civilian (Appropriated Funds)	\$38,893,458
Civilian (Non-Appropriated Funds)	\$0
Military Retirees	\$116,641,847
Civilian Retirees	\$134,394,719

Construction	\$20,578,190
Military Construction	\$7,178,314
Facilities Sustainment, Restoration, and Modernization	\$13,399,876
Non-Appropriated Funds	\$0
Miscellaneous	\$0

Materials, Supplies, and Services	\$16,612,428
Purchasing & Contracting	\$3,256,044
Supplies & Materials	\$4,256,249
Equipment	\$696,112
Communications, Rent, Utilities	\$8,404,023
Non-Appropriated Funds	\$0

Miscellaneous	\$74,179,858
Local Healthcare	\$73,245,077
Travel & Transportation of Personnel	\$883,326
Transportation of Things	\$37,257
Contributions	\$14,198
Concessionaire Revenue	\$0



Summary Impact by State

	Population	Economic
Florida	337	\$46,824,110
Georgia	12,565	\$1,490,826,628
North Carolina	155,338	\$6,121,270,466
South Carolina	54,033	\$1,434,203,148

Notes:

- Economic information reflects Fiscal Year 2015 (1 October 2014 – 30 September 2015).
- Salaries reflect gross pay.
- Funding categories reflect appropriated funds unless otherwise identified.
- Retiree population and Healthcare data specific to Marine Corps Support Facility, Blount Island are not included due to the close proximity of other installations.
- Transient students population is not included.
- Due to close geographical proximity, MCAS Beaufort data may include economic impact data shared with MCRD Parris Island. Data alignment is subject to change for FY2016.
- MCRD Parris Island's economic impact is only depicted in the State of South Carolina and was not included in the total for MCIEAST-MCB CAMLEJ.

Business Coalitions

- State Cabinet Councils (State Secretaries)
- Governor's Advisory Commissions on Military Affairs
- Commanders' Councils
- Working Lands Groups and Operational Partnerships
- Logistics Task Forces
- Farm and Forest Preservation Programs
- Renewable Energy Working Groups & Task Forces (wind, bio-fuel, solar)
- Southeast Regional Partnership for Planning and Sustainability
- Regional Cooperative Planning Groups
- Southeast Natural Resource Leaders Group
- Military Focused Task Forces
- Landscape Conservation Cooperatives
- Leadership Scholar Program
- South Atlantic Alliance
- Elected Officials
- Conservations NGOs

The organizations listed above are Non-Federal Entities. They are not specifically or exclusively endorsed by any component of the Federal Government including the Department of Defense, the United States Navy, or the United States Marine Corps.

Installations of Impact



Marine Corps Support Facility
Blount Island
Jacksonville, Florida



Marine Corps Logistics Base
Albany, Georgia



Marine Corps Base
Camp Lejeune
Jacksonville, North Carolina



Marine Corps Air Station
New River
Jacksonville, North Carolina



Marine Corps Air Station
Cherry Point
Havelock, North Carolina



Marine Corps Air Station
Beaufort, South Carolina



Marine Corps Recruit Depot
Parris Island, South Carolina

*Designed and produced by MCIEAST-MCB CAMLEJ
Business Performance Office & Combat Camera
Published by MCIEAST-MCB CAMLEJ G-7, telephone (910) 449-9265*